



MATERIALS

Caron® Simply Soft® (Solids: 6 oz/170.1 g, 315 yds/288 m; Heathers: 5 oz/141.7 g; 250 yds/228 m)

Contrast A Taupe (39783) or Dark Chocolate (39768)	2 balls
Contrast B Off White (39702) or Bone (39703)	3 balls
Contrast C Robin's Egg (39780) or Autumn Red (39730)	3 balls
Contrast D Grey Heather (H9509) or Off White (39702)	2 balls

Size U.S. H/8 (5 mm) crochet hook **or size needed to obtain gauge.**

ABBREVIATIONS:

Approx = Approximately

Beg = Beginning

Ch = Chain(s)

Cont = Continue(ity)

Dc = Double crochet

Pat = Pattern

Puff = (Yoh and draw up a loop) 3 times in indicated stitch. Yoh and draw through all loops on hook. Ch 1 to close puff.

Rep = Repeat

Sc = Single crochet

St(s) = Stitch(es)

Sp(s) = Space(s)

Yoh = Yarn over hook

 CROCHET | SKILL LEVEL: EASY

MEASUREMENT

Approx 48" x 60" [122 x 152.5 cm].

GAUGE

1 Chevron repeat = 6" [13 cm].

INSTRUCTIONS

Stripe Pat

4 rows A, 4 rows B, 6 rows C, 2 rows D, 2 rows C, 6 rows B, 4 rows A, 2 rows D. These 30 rows form Stripe Pat.

BLANKET

Note: Ch 3 at beg of row counts as dc.

With A, ch 258 (multiple of 32) loosely, placing markers on every 25th ch for easier count. (See diagram on page 2).

Set up row: 1 dc in 4th ch from hook.

1 dc in each of next 12 ch. *Skip next 4 ch. 1 dc in each of next 14 ch. Ch 3. 1 dc in each of next 14 ch. Rep from * across to last 18 ch. Skip next 4 ch. 1 dc in each of last 14 ch. Turn.

1st row: Ch 3. 1 dc in first st. 2 dc in next st. (Skip next st. Ch 1. 1 dc in next st) 5 times. *Skip next 4 sts. (1 dc in next st. Skip next st. Ch 1) 5 times. 2 dc in next

st.** Skip next st. (2 dc. Ch 3. 2 dc) in next ch-3 sp. Skip next st. 2 dc in next st. (Skip next st. Ch 1. 1 dc in next st) 5 times. Rep from * across, ending last rep at **. 2 dc in turning ch. Turn.

2nd row: Ch 1. 2 sc in first st. 2 sc in next st. 1 sc in each of next 10 sts (ie. dc or ch-1 sp). *Skip next 4 sts. 1 sc in each of next 10 sts. 2 sc in next st.** Skip next st. (2 sc. Ch 3. 2 sc) in next ch-3 sp. Skip next st. 2 sc in next st. 1 sc in each of next 10 sts. Rep from * across, ending last rep at **. 2 sc in turning ch. Turn.

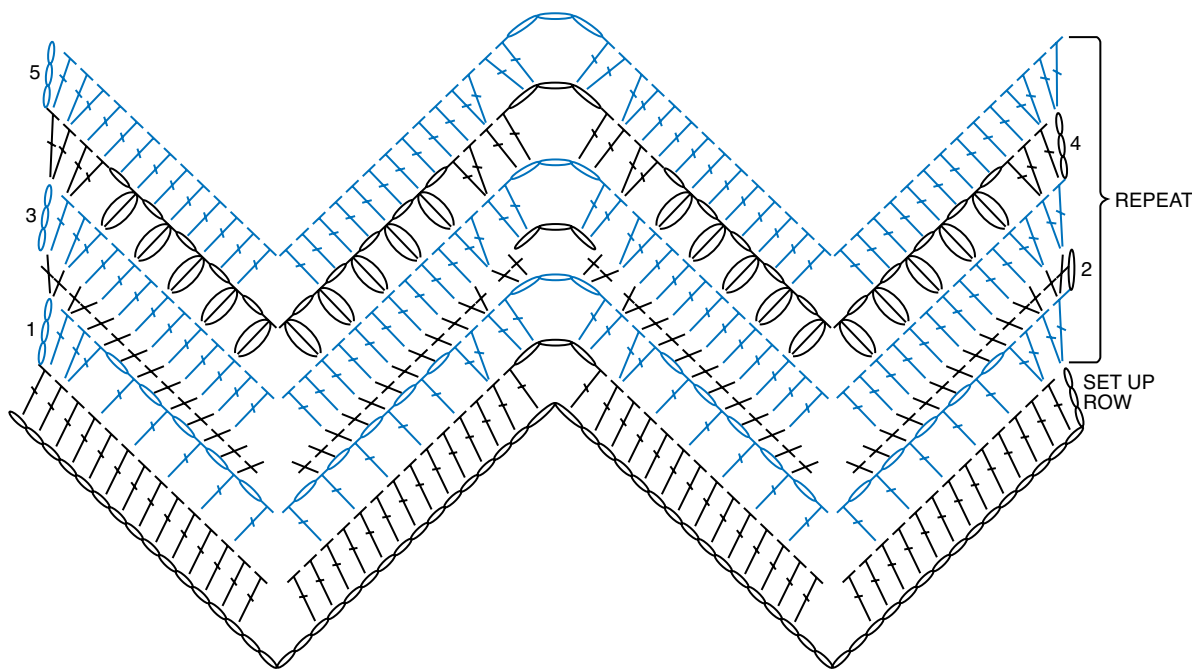
3rd row: Ch 3. 1 dc in first st. 2 dc in next st. 1 dc in each of next 10 sts. *Skip next 4 sts. 1 dc in each of next 10 sts.** 2 dc in next st. Skip next st. (2 dc. Ch 3. 2 dc) in next ch-3 sp. Skip next st. 2 dc in next st. 1 dc in each of next 10 sts. Rep from * across, ending last rep at **. 2 dc in each of last 2 sts. Join B. Turn.

4th row: With B, ch 3. 1 dc in first st. 2 dc in next st. (Skip next st. Ch 1. Puff in next st) 5 times. *Skip next 4 sts. (Puff in next st. Skip next st. Ch 1) 5 times. 2 dc in next st. Skip next st.** (2 dc. Ch 3. 2 dc) in next ch-3 sp. Skip next st. 2 dc in next st. (Skip next st. Ch 1. Puff in next st) 5 times. Rep from * across, ending last rep at **. 2 dc in turning ch. Turn.

5th row: Ch 3. 1 dc in first st. 2 dc in next st. 1 dc in each of next 10 sts. *Skip next 4 sts. 1 dc in each of next 10 sts.** 2 dc in next st. Skip next st. (2 dc. Ch 3. 2 dc) in next ch-3 sp. Skip next st. 2 dc in next st. 1 dc in each of next 10 sts. Rep from * across, ending last rep at **. 2 dc in each of last 2 sts. Turn.





First 6 rows of Stripe Pat are now in position.

Keeping cont of Stripe Pat, rep 1st to 5th rows for Chevron Pat until Blanket from beg measures 60" [152.5 cm]. Fasten off.



REDUCED SAMPLE OF CHEVRON PATTERN

STITCH KEY

-  = chain (ch)
-  = single crochet (sc)
-  = double crochet (dc)
-  = Puff