



KNIT | SKILL LEVEL: **INTERMEDIATE**

ABBREVIATIONS

Beg = Begin(ning)

Cont = Continue(ity)

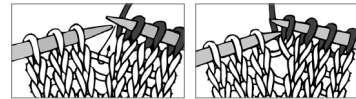
Dec = Decrease(ing)

Inc = Increase(ing)

K = Knit

K2tog = Knit next 2 stitches together

M1 = Make 1 stitch by picking up horizontal loop lying before next stitch and knitting into back of loop



P = Purl

Rem = Remaining

Rep = Repeat

Rnd(s) = Round(s)

RS = Right side

Sl1K = Slip next stitch knitwise

Sl1P = Slip next stitch purlwise

St(s) = Stitch(es)

Tog = Together

WS = Wrong side

Yo = Yarn over

MATERIALS

Caron® x Pantone™ (3.5 oz /100 g; 127 yds/116 m)

Sizes XS/S M L XL 2/3XL 4/5XL

Main Color (MC) Midnight Blue (01004) **6 7 9 10 12 14 braids**

Contrast A Lapis (01025) **1 1 1 1 2 2 braid(s)**

Contrast B Frozen Berry (01022) **2 2 2 2 3 3 braids**

Sizes U.S. 9 (5.5 mm) and U.S. 10 (6 mm) circular knitting needles 29" [75 cm] long. Set of 4 sizes U.S. 9 (5.5 mm) and U.S. 10 (6 mm) double-pointed knitting needles **or size needed to obtain gauge**. Stitch marker. 4 st holders. 6 buttons - 5/8" [1.5 cm] diameter.

MC - 19-4044

A - 17-5034

B1 - 13-4103

B2 - 17-5034

B3 - 17-4540

B4 - 18-2929

B5 - 19-4044

SIZES

To fit bust measurement

XS/S 28-34" [71-86.5 cm]

M 36-38" [91.5-96.5 cm]

L 40-42" [101.5-106.5 cm]

XL 44-46" [112-117 cm]

2/3 XL 48-54" [122-137 cm]

4/5 XL 56-62" [142-157.5 cm]

Finished bust

XS/S 37" [94 cm]

M 40" [101.5 cm]

L 44" [112 cm]

XL 48" [122 cm]

2/3 XL 57" [145 cm]

4/5 XL 65" [165 cm]

GAUGE

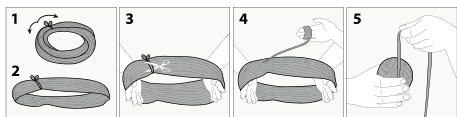
15 sts and 20 rows = 4" [10 cm] in stocking st with larger needles.

INSTRUCTIONS

The instructions are written for smallest size. If changes are necessary for larger size(s) the instructions will be written thus (). Numbers for each size are shown in the same color throughout the pattern. When only one number is given in black, it applies to all sizes.

Notes:

- Before working with Caron® x Pantone™ multi-shade yarn braid, separate each color link and wind into 5 separate balls.



- Each color link will be referenced by its colour number (see label)
- Designate each different shade of the 5 separate yarn balls as Colors 1, 2, 3, 4 and 5 as noted in Materials section (or as desired).
- Due to finite amount of yarn in each shade, pattern gauge must be matched to ensure successful results
- When working from chart, carry yarn not in use loosely across WS of work but never over more than 5 sts. When it must pass over more than 5 sts, weave it over and under color not in use. The colors are never twisted around one another.

BODY

Note: Body is worked in 1 piece to armholes.

With MC and smaller circular needle, cast on **138** (150-166-182-214-246) sts. **Do not** join. Work back and forth across needle as follows:

1st row: (RS). K2. *P2. K2. Rep from * to end of row.

2nd row: P2. *K2. P2. Rep from * to end of row.
Rep last 2 rows of (K2. P2) ribbing for 3" [7.5 cm].

Change to larger circular needle and work in stocking st until work from beg measures 16" [40.5 cm], ending on a purl row.

Shape Front (short-turn rows):

Next row: (RS). K**124** (135-148-162-191-220). Sl1P. **Turn.**

Next row: Sl1P. P**110** (120-130-142-168-194). Sl1. **Turn.**

Next row: Sl1K. K**105** (114-123-134-158-182). Sl1P. **Turn.**

Next row: Sl1P. P**100** (108-116-126-148-170). Sl1K. **Turn.**

Next row: Sl1K. K**95** (102-109-118-138-158). Sl1P. **Turn.**

Next row: Sl1P. P**90** (96-102-110-128-146). Sl1K. **Turn.**

Note: To avoid a hole when knitting a slipped st, pick up the st below the slipped st and slip it onto left hand needle. Knit this st tog with slipped st above.

Next row: Sl1K. Knit to end of row.

Next row: Purl all sts.

Next row: Knit.

Next row: (WS). P**38** (41-46-50-59-67). Slip last **8** (8-10-10-12-12) sts onto st holder (armhole). P**70** (76-84-92-108-124). Slip last **8** (8-10-10-12-12) sts onto st holder (armhole). Knit to end of row. Leave rem Body sts on a st holder.

SLEEVES

With MC and set of 4 smaller double-pointed needles, cast on **40** (40-44-44-48-48) sts. Join in rnd and divide sts onto 3 needles, placing a marker on first st.

1st rnd: *K2. P2. Rep from * around. Rep last rnd of (K2. P2) ribbing for 4" [10 cm].

Change to larger set of needles. Knit in rnds, inc 1 st at beg and end of 2nd and every following **10th** (8th-8th-6th-6th-4th) rnd to **50** (44-48-58-62-62) sts, then every following **12th** (10th-10th-8th-8th-6th) rnd to **52** (54-58-62-66-70) sts.

Cont even until work from beg measures **18** (18-18-17½-17½-16½)" [45.5 (45.5-45.5-44.5-44.5-42) cm].

Next rnd: K**4** (4-5-5-6-6). Slip these **4** (4-5-5-6-6) sts and last **4** (4-5-5-6-6) sts onto a safety pin for armhole. K**44** (46-48-52-54-58). Break yarn leaving an end 18" [45.5 cm] long for grafting at underarm. Leave sts on a spare needle.

YOKE

1st row: (RS). With MC, K**30** (33-36-40-47-55) of Right Front. K**44** (46-48-52-54-58) of Right Sleeve. K**62** (68-74-82-96-120) of Back. K**44** (46-48-52-54-58) of Left Sleeve. Knit to end of row. **210** (226-242-266-298-338) sts.

2nd row: Purl.

Sizes XS/S, M, 2/3XL and 4/5XL only: **Next row:** [K**33** (113-149-169). M1] **6** (2-2-2) times. Knit to end of row. **216** (228-300-336) sts.

Sizes L and XL only: **Next row:** [K(119-131). K2tog] twice. (240-264) sts.

All sizes: **Next row:** Purl.

Work Chart I (I-II-II-II) in fair isle to end of chart, reading knit rows from right to left and purl rows from left to right, working 12-st rep 18 (19-20-22-25-28) times. 72 (76-80-88-100-112) sts. Break all contrast colors.

Cont with A only.

Beg with a knit row, work 2 rows in stocking st.

Next row: K8 (8-9-10-11-13). K2tog. *K16 (17-18-20-23-26). K2tog. Rep from * to last 8 (9-9-10-12-13) sts. K8 (9-9-10-12-13). 68 (72-76-84-96-108) sts.

Next row: Purl.

Sizes M, L, XL, 2/3XL and 4/5XL only: **Next row:** K(8-9-9-11-12). K2tog. *K(16-17-19-22-25). K2tog. Rep from * to last (8-9-10-11-13) sts. K(8-9-10-11-13). (68-72-80-92-104) sts.

Next row: Purl.

Sizes XL, 2/3XL and 4/5XL only: **Next row:** K(9-11-8). K2tog. *K(18-21-10). K2tog. Rep from * to last (9-10-10) sts. K(9-10-10). (76-88-96) sts.

Next row: Purl.

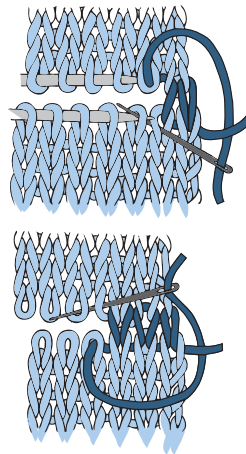
Sizes 2/3XL and 4/5XL only: **Next row:** K(10-2). K2tog. *K(20-4). K2tog. Rep from * to last (10-2) sts. K(10-2). 80 sts.

Next row: Purl.

All sizes: **Next row:** (RS). Knit, dec 2 sts evenly across. 66 (66-70-74-78-78) sts.

Change to smaller needles and work 2" [5 cm] in (K2. P2) ribbing as given for Body. Cast off in rib.

Graft underarm seams.



Button band: With RS facing, MC and smaller circular needle, pick up and knit 90 (90-90-92-96-96) sts evenly along left side of Cardigan. Knit 4 rows. Cast off knitwise (WS).

Buttonhole Band: With RS facing, MC and smaller circular needle, pick up and knit 90 (90-90-92-96-96) sts evenly along right side of Cardigan.

1st row: (WS). Knit.

2nd row: K3 (3-3-4-3-3). *yo. K2tog. K12 (12-12-12-13-13). Rep from * 5 times more. yo. K2tog. Knit to end of row.

Knit 2 rows.

Cast off knitwise (WS).

Sew buttons to correspond to buttonholes.

Chart I
Sizes XS/S, M and L

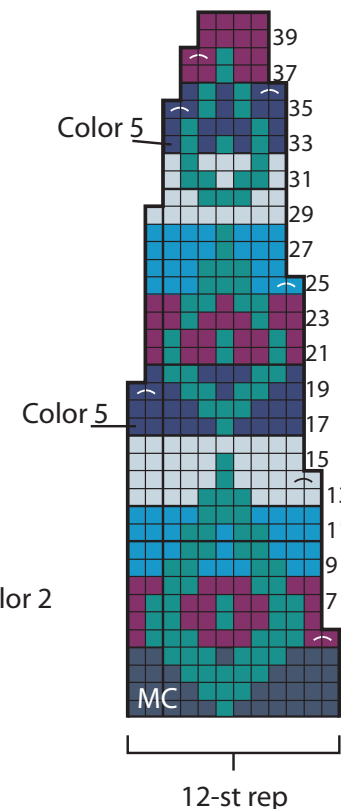


Chart II
Sizes XL, 2/3XL and 4/5XL

