



CROCHET | SKILL LEVEL: INTERMEDIATE

ABBREVIATIONS

Approx = Approximately

Ch = Chain(s)

Dc = Double crochet

Pat = Pattern

Rep = Repeat

RS = Right side

Sc = Single crochet

Sl st = Slip stitch

Sp(s) = Space(es)

St(s) = Stitch(es)

Tog = Together

Tr = Treble crochet

MEASUREMENTS

Approx 51" x 59" [129.5 x 150 cm],
excluding fringe.

GAUGE

7 sc and 8 rows = 4" [10 cm].

INSTRUCTIONS

Notes:

- Blanket is worked lengthwise from side to side.
- Push tr sts to RS of work to form bobbles.
- Work sts in ch spaces close to the edge of the space to ensure sts remain grouped with sts next to them (see diagram on page 4).
- Diamond Pat worked over multiple of 25 sts +3.

BLANKET

Ch 104.

Set-Up: 1st row: (RS). 1 sc in 2nd ch from hook. 1 sc in each ch to end of chain. Turn. 103 sc.

Set-Up: 2nd to 10th rows: Ch 1. 1 sc in each sc to end of row. Turn.

Proceed in Diamond Pat as follows (see diagram on pg 4)

1st row: (RS). 1 sc in each of first 11 sc. *1 tr in next sc. 1 sc in next sc. Ch 5. Skip next 2 sc. 1 sc in next sc. 1 tr in next sc.** 1 sc in each of next 19 sc. Rep from * twice more, then rep from * to ** once. 1 sc in each of last 11 sc. Turn.

2nd row: Ch 1. 1 sc in each of first 12 sts. *Ch 3. Skip next sc. 1 sc in next ch-5 sp. Ch 3. Skip next sc.**

MATERIALS

Bernat® Blanket™ (10.5 oz/300 g; 220 yds/201 m)

Vintage White (10006)

7 balls or 1508 yds/1379 m

Size U.S. L/11 (8 mm) crochet hook **or size needed to obtain gauge.**
Yarn needle.

1 sc in each of next 21 sts. Rep from * twice more, then rep from * to ** once. 1 sc in each of last 12 sc. Turn.

3rd row: Ch 1. 1 sc in each of first 9 sc. *1 tr in next sc. 1 sc in next sc. Ch 3. Skip next sc. 1 sc in next ch-3 sp. 1 sc in next sc. 1 sc in next ch-3 sp. Ch 3. Skip next sc. 1 sc in next sc. 1 tr in next sc.** 1 sc in each of next 15 sc. Rep from * twice more, then rep from * to ** once. 1 sc in each of last 9 sc. Turn.

4th row: Ch 1. 1 sc in each of first 10 sts. *Ch 5. Skip next sc. 1 sc in next ch-3 sp. 1 sc in next sc. 1 tr in next sc. 1 sc in next sc. 1 sc in next ch-3 sp. Ch 5. Skip next sc.** 1 sc in each of next 17 sts. Rep from * twice more, then rep from * to ** once. 1 sc in each of last 10 sts. Turn.

5th row: Ch 1. 1 sc in each of first 7 sc. *1 tr in next sc. 1 sc in next sc. Ch 3. Skip next sc. 1 sc in next ch-5 sp. Ch 3. Skip next sc. 1 sc in each of next 3 sts. Ch 3. Skip next sc. 1 sc in next ch-5 sp. Ch 3. Skip next sc. 1 sc in next sc. 1 tr in next sc.** 1 sc in each of next 11 sc. Rep from * twice more, then rep from * to ** once. 1 sc in each of last 7 sc. Turn.

6th row: Ch 1. 1 sc in each of first 8 sts. *Ch 3. Skip next sc. 1 sc in next ch-3 sp. 1 sc in next sc. 1 sc in next ch-3 sp. Ch 3. Skip next sc. 1 sc in next sc. Ch 3. Skip next sc. 1 sc in next ch-3 sp. 1 sc in next sc. 1 sc in next ch-3 sp. Ch 3. Skip next sc.** 1 sc in each of next 13 sts. Rep from * twice more, then rep from * to ** once. 1 sc in each last 8 sts. Turn.

7th row: Ch 1. 1 sc in each of first 5 sc. *1 tr in next sc. 1 sc in next sc. Ch 5. Skip next sc. 1 sc in next ch-3 sp. 1 sc in next sc. 1 tr in next sc. 1 sc in next sc. 1 sc in next ch-3 sp. Ch 5. Skip next sc. 1 sc in next ch-3 sp. 1 sc in next sc. 1 tr in next sc. 1 sc in next sc. 1 sc in next ch-3 sp. Ch 5. Skip next sc. 1 sc in next sc. 1 tr in next sc.** 1 sc in each of next 7 sc. Rep from * twice more, then rep from * to ** once. 1 sc in each of last 5 sc. Turn.

8th row: Ch 1. 1 sc in each of first 6 sts. *(Ch 3. Skip next sc. 1 sc in next ch-5 sp. Ch 3. Skip next sc. 1 sc in each of next 3 sts) twice. Ch 3. Skip next sc. 1 sc in next ch-5 sp. Ch 3. Skip next sc.** 1 sc in each of next 9 sts. Rep from * twice more, then rep from * to ** once. 1 sc in each of last 6 sts. Turn.

9th row: Ch 1. 1 sc in each of first 3 sc. *1 tr in next sc. (1 sc in next sc. Ch 3. Skip next sc. 1 sc in next ch-3 sp. 1 sc in next sc. 1 sc in next ch-3 sp. Ch 3. Skip next sc.) twice. 1 sc in next sc. Ch 3. Skip next sc. 1 sc in next ch-3 sp. 1 sc in next sc. 1 sc in next ch-3 sp. Ch 3. Skip next sc. 1 tr in next sc. 1 sc in next sc. 1 tr in next sc. 1 sc in each of next 3 sc. Rep from * 3 times more to end of row. Turn.

10th row: Ch 2 (counts as 1 dc). 1 dc in each of next 3 sts. *Ch 2. Skip next sc. 1 sc in next ch-3 sp. 1 sc in next sc. 1 tr in next sc. 1 sc in next sc. 1 sc in next ch-3 sp. Ch 5. Skip next sc. 1 sc in next ch-3 sp. 1 sc in next sc. 1 tr in next sc. 1 sc in next sc. 1 sc in next ch-3 sp. Ch 5. Skip next sc. 1 sc in next ch-3 sp. 1 sc in next sc. 1 tr in next sc. 1 sc in next sc. 1 sc in next ch-3 sp. Ch 2. Skip next sc.** 1 dc in each of next 5 sts. Rep from * twice more, then rep from * to ** once. 1 dc in each of last 4 sts. Turn.

11th row: Ch 1. 1 sc in each of first 3 dc. *1 tr in next dc. 1 sc in next ch-2 sp. (Ch 3. Skip next sc. 1 sc in each of next 3 sts. Ch 3. 1 sc in next ch-5 sp) twice. Ch 3. Skip next sc. 1 sc in each of next 3 sts. Ch 3. Skip next sc. 1 sc in next ch-2 sp. 1 tr in

next dc. 1 sc in each of next 3 dc. Rep from * 3 times more to end of row. Turn.

12th row: Ch 1. 1 sc in each of first 5 sts. *1 sc in next ch-3 sp. (Ch 3. Skip next sc. 1 sc in next sc. Ch 3. Skip next sc. 1 sc in next ch-3 sp. 1 sc in next sc. 1 sc in next ch-3 sp) twice. Ch 3. Skip next sc. 1 sc in next sc. Ch 3. Skip next sc. 1 sc in next ch-3 sp.** 1 sc in each of next 7 sts. Rep from * twice more, then rep from * to ** once. 1 sc in each of last 5 sts. Turn.

13th row: Ch 1. 1 sc in each of first 5 sc. *1 tr in next sc. 1 sc in next ch-3 sp. Ch 3. Skip next sc. 1 sc in next ch-3 sp. 1 sc in next sc. 1 tr in next sc. 1 sc in next sc. 1 sc in next ch-3 sp. Ch 5. Skip next sc. 1 sc in next ch-3 sp. 1 sc in next sc. 1 tr in next sc. 1 sc in next sc. 1 sc in next ch-3 sp. Ch 3. Skip next sc. 1 sc in next ch-3 sp. 1 tr in next sc.** 1 sc in each of next 7 sc. Rep from * twice more, then rep from * to ** once. 1 sc in each of last 5 sc. Turn.

14th row: Ch 1. 1 sc in each of first 7 sts. *1 sc in next ch-3 sp. Ch 3. Skip next sc. 1 sc in each of next 3 sts. Ch 3. Skip next sc. 1 sc in next ch-5 sp. Ch 3. Skip next sc. 1 sc in each of next 3 sts. Ch 3. Skip

next sc. 1 sc in next ch-3 sp.** 1 sc in each of next 11 sts. Rep from * twice more, then rep from * to ** once. 1 sc in each of last 7 sts. Turn.

15th row: Ch 1. 1 sc in each of first 7 sc. *1 tr in next sc. 1 sc in next ch-3 sp. Ch 3. Skip next sc. 1 sc in next sc. Ch 3. Skip next sc. 1 sc in next ch-3 sp. 1 sc in next sc. 1 sc in next ch-3 sp. Ch 3. Skip next sc. 1 sc in next sc. Ch 3. Skip next sc. 1 sc in next ch-3 sp. 1 tr in next sc.** 1 sc in each of next 11 sc. Rep from * twice more, then rep from * to ** once. 1 sc in each of last 7 sc. Turn.

16th row: Ch 1. 1 sc in each of first 9 sts. *1 sc in next ch-3 sp. Ch 3. Skip next sc. 1 sc in next ch-3 sp. 1 sc in next sc. 1 tr in next sc. 1 sc in next sc. 1 sc in next ch-3 sp. Ch 3. Skip next sc. 1 sc in next ch-3 sp.** 1 sc in each of next 15 sts. Rep from * twice more, then rep from * to ** once. 1 sc in each of last 9 sts. Turn.

17th row: Ch 1. 1 sc in each of first 9 sc. *1 tr in next sc. 1 sc in next ch-3 sp. Ch 3. Skip next sc. 1 sc in each of next 3 sts. Ch 3. Skip next sc. 1 sc in next ch-3 sp. 1 tr in next sc.** 1 sc in each of next 15 sc. Rep from * twice more, then rep from * to ** once. 1 sc in each of last 9 sc. Turn.

18th row: Ch 1. 1 sc in each of first 11 sts. *1 sc in next ch-3 sp. Ch 3. Skip next sc. 1 sc in next sc. Ch 3. Skip next sc. 1 sc in next ch-3 sp.** 1 sc in each of next 19 sts. Rep from * twice more, then rep from * to ** once. 1 sc in each of last 11 sts. Turn.

19th row: Ch 1. 1 sc in each of first 11 sc. *1 tr in next sc. 1 sc in next ch-3 sp. Ch 3. Skip next sc. 1 sc in next ch-3 sp. 1 tr in next sc.** 1 sc in each of next 19 sc. Rep from * twice more, then rep from * to ** once. 1 sc in each of last 11 sc. Turn.

20th row: Ch 1. 1 sc in each of first 13 sts. *2 sc in next ch-3 sp. 1 sc in each of next 23 sts. Rep from * twice more. 2 sc in next ch-3 sp. 1 sc in each of last 13 sts. Turn.

21st to 30th rows: Ch 1. 1 sc in each sc to end of row. Turn.

Rep 1st to 30th rows of Diamond Pat once more, then rep 1st to 29th rows ending on a RS row.

Fasten off.

FINISHING

Note: Edging worked over multiple of 4 sts + 1.

Top Edging: 1st row: (RS). Join yarn with sl st to top right-hand corner of Blanket to work across first short edge (top edge). Ch 1. Work 89 sc evenly across top edge of Blanket. Turn.

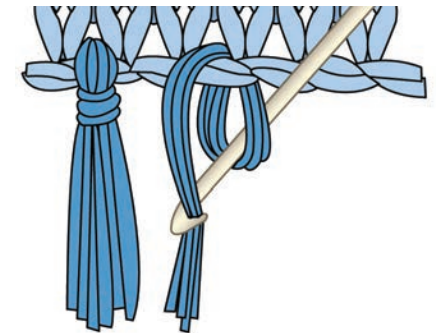
2nd row: Ch 6 (counts as 1 dc. Ch 3). Skip next 3 sc. 1 dc in next sc. *Ch 3. Skip next 3 sc. 1 dc in next sc. Rep from * to end of row. Turn.

3rd row: Ch 3. 3 dc in first dc. *Skip next ch-3 sp. (1 sc. Ch 3. 3 dc) all in next dc. Rep from * to last ch-3 sp. Skip last ch-3 sp. 1 sc in last dc (3rd ch of beg ch-6).

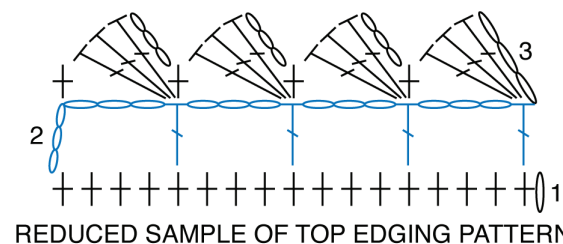
Fasten off.

Bottom Edging: Work as for Top Edging across second short edge (bottom edge) of Blanket.

Fringe: Cut strands of yarn 14" [35.5 cm] long. Taking 5 strands tog, fold in half and knot into fringe through every ch-3 sp along last row of Top and Bottom Edging (as shown in photo). Trim fringe evenly.




Edging Diagram



- STITCH KEY
- = chain (ch)
 - + = single crochet (sc)
 - ⌋ = double crochet (dc)

DIAMOND PAT



25 STITCH REPEAT
(As indicated in text)

REDUCED SAMPLE OF PATTERN
(shown over stitch multiple of 25 sts + 3)

STITCH KEY

- = chain (ch)
- + = single crochet (sc)
- ⌋ = double crochet (dc)
- ⌋ = treble crochet (tr)

