



MATERIALS

Red Heart® Soft™ (5 oz/141 g; 256 yds/234 m)

Main Color (MC) Off White (4601) **1 ball**

Red Heart® Hygge Fur™ (7 oz/200 g; 260 yds/238 m)

Contrast A Sand Castle (0117) **1 ball**

Size U.S. 8 (5 mm) knitting needles **or size needed to obtain gauge.**
14" [35.5 cm] square pillow form. Tapestry needle.



KNIT | SKILL LEVEL: **BEGINNER**

ABBREVIATIONS

Approx = Approximately

Beg = Beginning

Rem = Remaining

RS = Right side

St(s) = Stitch(es)

Tog = Together

WS = Wrong side

MEASUREMENT

Approx 14" [35.5 cm] square

GAUGE

17 stitches (sts) and 23 rows =
4" [10 cm] in stocking stitch (st)

INSTRUCTIONS

Front and Back (make alike)

With MC, cast on 51 stitches (sts).
Work in stocking st [knit on RS (right side), purl on WS (wrong side)] until work from beginning (beg) measures 13" [33 cm], ending on a WS row. Cast off.

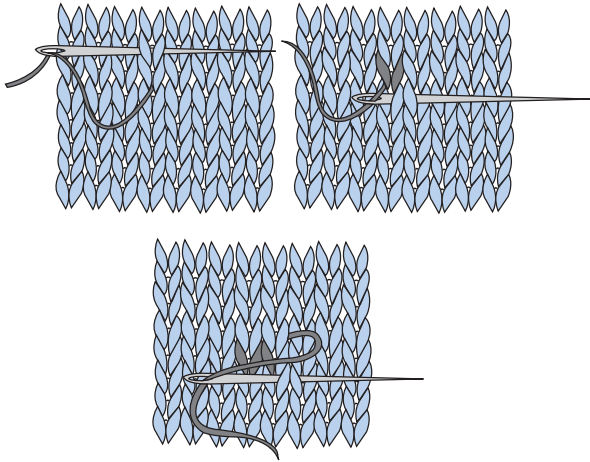
FINISHING

With A, embroider Star using duplicate st.
Sew 3 sides of Front and Back together (tog). Insert pillow form.

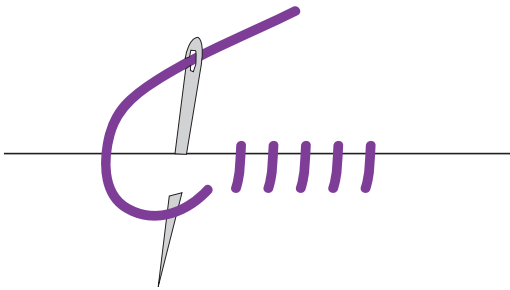
Sew remaining (rem) side closed.
With A, whipstitch around all edges of Pillow.




Duplicate Stitch



Whipstitch



Star Chart



KEY

- = background Stockinette stitch
- = duplicate stitch worked with **A**