



**BERNAT® HANDICRAFTER
COTTON
BERNAT® SATIN
JUST FOR MOM CARDIGAN
(TO KNIT)**

SIZES

To fit bust measurement

Extra-Small/Small

28-34 ins [71-86.5 cm]

Medium

36-38 ins [91.5-96.5 cm]

Large

40-42 ins [101.5-106.5 cm]

Extra-Large

44-46 ins [112-117 cm]

2/3 Extra-Large

48-54 ins [122-137 cm]

4/5 Extra-Large

56-62 ins [142-157.5 cm]

Finished bust

X-Small/Small

35½ ins [90 cm]

Medium

39½ ins [100.5 cm]

Large

43½ ins [110.5 cm]

X-Large

48 ins [122 cm]

2/3 X-Large

57 ins [144.5 cm]

4/5 X-Large

65 ins [165 cm]

GAUGE

19 sts and 27 rows = 4 ins [10 cm] in stocking st.

MATERIALS

Bernat® Handicrafter Cotton

(50 g/1.75 oz/73 m/80 yds)

or Bernat® Satin

(100 g / 3.5 oz/149 m/163 yds)

XS/S: 570 m / 625 yds

M: 610 m / 670 yds

L: 735 m / 805 yds

XL: 854 m / 935 yds

2/3XL: 980 m / 1075 yds

4/5XL: 1100 m / 1205 yds

Size 4.5 mm (U.S. 7) knitting needles **or size needed to obtain gauge.** 4 st holders. 5 buttons.

ABBREVIATIONS

2tog = Work 2 stitches together (K2tog or Sl1, K1, pssso).

Beg = Beginning.

Dec = Decrease(ing).

Inc = Increase 1 stitch by knitting into front and back of next stitch.

K = Knit.

K2tog = Knit next 2 stitches together.

P = Purl.

P2tog = Purl next 2 stitches together.

P2togtbl = Purl next 2 stitches together through back loops.

Pat = Pattern.

Pssso = Pass slipped stitch over.

Rem = Remaining.

Rep = Repeat.

RS = Right side.

Sl1 = Slip next stitch knitwise.

St(s) = Stitch(es).

WS = Wrong side.

Yfwd = Yarn forward.

INSTRUCTIONS

The instructions are written for smallest size. If changes are necessary for larger sizes the instructions will be written thus ().

BACK

Cast on 86 (**98-106-118-142-162**) sts.

1st row: (RS). K2. *P2. K2. Rep from * to end of row.

2nd row: P2. *K2. P2. Rep from * to end of row.

Rep last 2 rows of (K2. P2) ribbing for 2 ins [5 cm], ending with a 2nd row and inc 3 (**1-3-2-0-1**) st(s) evenly across last row. 89 (**99-109-120-142-163**) sts.

Proceed as follows:

1st row: (RS). (K2. P2) 3 (**3-3-4-4-5**) times. Knit to last 12 (**12-12-16-16-20**) sts. (P2. K2) 3 (**3-3-4-4-5**) times.

2nd row: (P2. K2) 3 (**3-3-4-4-5**) times. Purl to last 12 (**12-12-16-16-20**) sts. (K2. P2) 3 (**3-3-4-4-5**) times.

Rep last 2 rows until work from beg measures 8 (**9-9-15-16-16**) ins [20.5 (**23-23-38-40.5-40.5**) cm], ending with a 2nd row.

Shape raglans: Next row: Cast off 8 (**8-8-12-12-16**) sts beg of next 2 rows. 73 (**83-93-96-118-131**) sts.

Sizes XS/S, M and XL only: 1st row: (RS). K2. P2. K2tog. Knit to last 6 sts. Sl1. K1. pssso. P2. K2.

Work 3 rows even.

Rep last 4 rows 4 (**0-1**) time(s) more. 63 (**81-92**) sts.

All sizes: Next row: (RS). K2. P2. K2tog. Knit to last 6 sts. Sl1. K1. pssso. P2. K2.

Next row: P2. K2. Purl to last 4 sts. K2. P2. Rep last 2 rows 3 (**12-14-13-9-3**) times more. 55 (**55-63-64-98-123**) sts.

Sizes L, 2/3XL and 4/5XL only: 1st row: (RS). K2. P2. K2tog. Knit to last 6 sts. Sl1. K1. pssso. P2. K2.

2nd row: P2. K2. P2togtbl. Purl to last 6 sts. P2tog. K2. P2.

3rd row: As 1st row.

4th row: P2. K2. Purl to last 4 sts. K2. P2.

Rep last 4 rows (**0-5-9**) times more. (**57-62-63**) sts.

Size XL only: Next row: (RS). K2. P2. K2tog. Knit to last 6 sts. Sl1. K1. pssso. P2. K2.

2nd row: P2. K2. P2togtbl. Purl to last 6 sts. P2tog. K2. P2. 60 sts.

All sizes: Leave rem 55 (**55-57-60-62-63**) sts on a st holder.

LEFT FRONT

Cast on 48 (**52-56-64-72-84**) sts.

1st row: (RS). *K2. P2. Rep from * to last 8 sts. K2. (P1. K1) 3 times.

2nd row: K2. (P1. K1) twice. P2. *K2. P2. Rep from * to end of row.

Rep last 2 rows of ribbing for 2 ins [5 cm], ending with a 2nd row and dec 2 (**0-0-dec 2-inc 1-0**) st(s) evenly across last row. 46 (**52-56-62-73-84**) sts.

Proceed as follows:

1st row: (RS). (K2. P2) 3 (3-3-4-4-5) times. Knit to last 6 sts. (P1. K1) 3 times.

2nd row: K2. (P1. K1) twice. Purl to last 12 (12-12-16-16-20) sts. (K2. P2) 3 (3-3-4-4-5) times.

Rep last 2 rows until work from beg measures 8 (9-9-15-16-16) ins [20.5 (23-23-38-40.5-40.5) cm], ending with a 2nd row.

Shape raglan: Next row: (RS). Cast off 8 (8-8-12-12-16) sts. Pat to end of row. 38 (44-48-50-61-68) sts.

Next row: Work even in pat.

Sizes XS/S, M and XL only: 1st row: (RS). K2. P2. K2tog. Pat to end of row.

Work 3 rows even.

Rep last 4 rows 4 (0-1) time(s) more. 33 (43-48) sts.

All sizes: Next row: (RS). K2. P2. K2tog. Pat to end of row.

Next row: Work even in pat.

Rep last 2 rows 3 (12-14-13-9-3) times more. 29 (30-33-34-51-64) sts.

Sizes L, 2/3XL and 4/5XL only:

1st row: (RS). K2. P2. K2tog. Pat to end of row.

2nd row: Pat to last 6 sts. P2tog. K2. P2.

3rd row: As 1st row.

4th row: Work even in pat.

Rep last 4 rows (0-5-9) times more. (30-33-34) sts.

Size XL only: Next row: (RS). K2. P2. K2tog. Pat to end of row.

2nd row: Pat to last 6 sts. P2tog. K2. P2. 32 sts.

All sizes: Leave rem 29 (30-30-32-33-34) sts on a st holder.

Place markers for 5 buttons, having top button at last row, bottom button 6 rows up from cast on edge and rem 3 buttons spaced evenly between.

Work buttonholes on Right Front to correspond to button markers as follows:

Next row: (RS). K1. P1. K1. yfwd. K2tog. Pat to end of row.

RIGHT FRONT

Cast on 48 (52-56-64-72-84) sts.

1st row: (RS). (K1. P1) 3 times. K2. *P2. K2. Rep from * to end of row.

2nd row: *P2. K2. Rep from * to last 8 sts. P2. (K1. P1) twice. K2.

Rep last 2 rows of ribbing for 2 ins [5 cm], ending with a 2nd row and dec 2 (0-0-dec 2-inc 1-0) evenly across last row. 46 (52-56-62-73-84) sts.

Proceed as follows:

1st row: (RS). (K1. P1) 3 times. Knit to last 12 (12-12-16-16-20) sts. (P2. K2) 3 (3-3-4-4-5) times.

2nd row: (P2. K2) 3 (3-3-4-4-5) times. Purl to last 6 sts. (K1. P1) twice. K2.

Rep last 2 rows until work from beg measures 8 (9-9-15-16-16) ins [20.5 (23-23-38-40.5-40.5) cm], ending with a 1st row.

Shape raglan: Next row: (WS). Cast off 8 (8-8-12-12-16) sts. Pat to end of row. 38 (44-48-50-61-68) sts.

Sizes XS/S, M and XL only: 1st row: (RS). Pat to last 6 sts. Sl1. K1. pss0. P2. K2.

Work 3 rows even.

Rep last 4 rows 4 (0-1) time(s) more. 33 (43-48) sts.

All sizes: Next row: (RS). Pat to last 6 sts. Sl1. K1. pss0. P2. K2.

Next row: Work even in pat.

Rep last 2 rows 3 (12-14-13-9-3) times more. 29 (30-33-34-51-64) sts.

Sizes L, 2/3XL and 4/5XL only:

1st row: (RS). Pat to last 6 sts. Sl1. K1. pss0. P2. K2.

2nd row: P2. K2. P2togtbl. Pat to end of row.

3rd row: As 1st row.

4th row: Work even in pat.

Rep last 4 rows (0-5-9) times more. (30-33-34) sts.

Size XL only: Next row: (RS). Pat to last 6 sts. Sl1. K1. pss0. P2. K2.

2nd row: P2. K2. P2togtbl. Pat to end of row. 32 sts.

All sizes: Leave rem 29 (30-30-32-33-34) sts on a st holder.

SLEEVES

Cast on 50 (54-58-62-66-70) sts.

1st row: (RS). K2. *P2. K2. Rep from * to end of row.

2nd row: P2. *K2. P2. Rep from * to end of row. Rep last 2 rows of (K2. P2) ribbing, inc 1 st each end of needle on 5th (5th-5th-3rd-3rd-3rd) row and every following 8th (6th-6th-4th-2nd-2nd) row to 60 (66-70-66-76-92) sts, taking inc sts into (K2. P2) ribbing.

Sizes XL, 2/3XL and 4/5XL only: Inc 1 st each end of needle on every following 4th row from previous inc to (78-90-100) sts.

All sizes: Cont even until work from beg measures 6½ ins [16.5 cm], ending with a WS row.

Shape raglans: Next row: Cast off 8 (8-8-12-12-16) sts beg of next 2 rows. 44 (50-54-54-66-68) sts.

Next row: K2. P2. Work 2tog. Pat to last 6 sts. Work 2tog. P2. K2.

Next 3 rows: Knit all knit sts and purl all purl sts as they appear.

Rep last 4 rows 1 (0-2-5-2-3) time(s). 40 (48-48-42-60-60) sts.

Next row: K2. P2. Work 2tog. Pat to last 6 sts. Work 2tog. P2. K2.

Next row: Knit all knit sts and purl all purl sts as they appear.

Rep last 2 rows to 20 (22-26-28-28-28) sts.

Leave rem sts on a st holder.

FINISHING

Pin garment pieces to measurements. Cover with a damp cloth, leaving cloth to dry.

Neck Edging: Sew raglan seams. Work top buttonhole to correspond to top button marker, AT SAME TIME, with RS of work facing [Pat 27 (28-28-30-31-32) sts. Sl1. K1. pss0] from right front st holder.

[K2tog. Pat 16 (18-22-24-24-24) sts. Sl1. K1. pss0.] from Right sleeve st holder.

[K2tog. Pat 51 (51-53-56-58-59) sts, inc 1 (dec 1-inc 1-dec 2-dec 2-dec 1) st(s) evenly across. Sl1. K1. pss0] from back st holder.

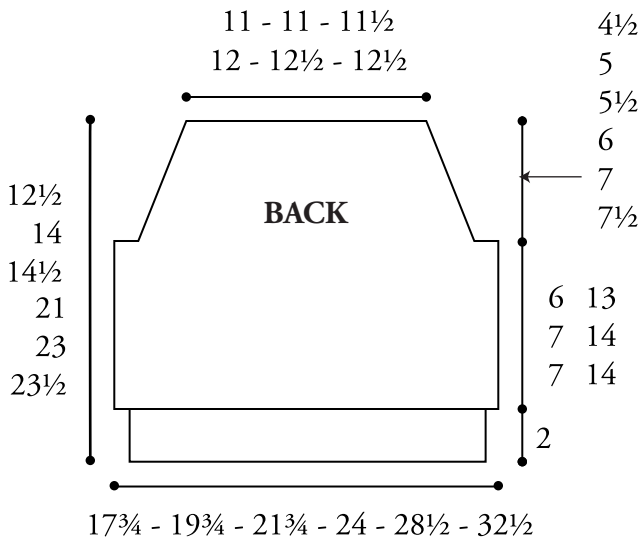
[K2tog. Pat 16 (18-22-24-24-24) sts. Sl1. K1. pss0.] from Left sleeve st holder. [K2tog. Pat 27 (28-28-30-31-32) sts] from left front st holder. 146 (150-162-170-174-178) sts.

1st row: (WS). K2. (P1. K1) twice. *P2. K2. Rep from * to last 8 sts. P2. (K1. P1) twice. K2.

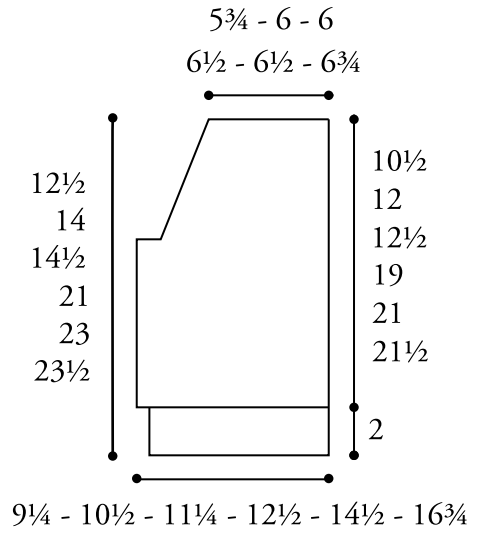
2nd row: (K1. P1) 3 times. *K2. P2. Rep from * to last 8 sts. K2. (P1. K1) 3 times.

Rep last 2 rows for 1½ ins [4 cm], ending with 1st row. Cast off in ribbing.

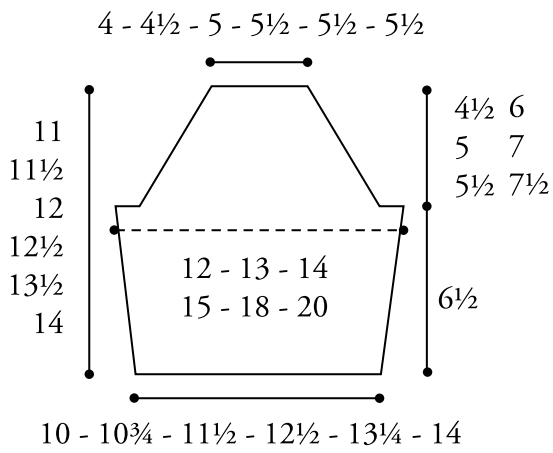
Sew side and sleeve seams.



LEFT and RIGHT FRONT



SLEEVE



ABBREVIATIONS
www.bernat.com/glossary



P.O. Box 40, Listowel ON N4W 3H3
 "home style... life style... your style."