



CROCHET
SKILL LEVEL: INTERMEDIATE



Svetlana Avrakh
Designer

ABBREVIATIONS

Approx =	RS = Right side	Tss = Tunisian simple stitch Video is here
Approximately	Sc = Single croche	WS = Wrong side
PM = Place marker	Sl st = Slip stitch	Yoh = Yarn over hook
Rem = Remaining	St(s) = Stitch(es)	
Rep = Repeat	Tog = Together	

MEASUREMENTS

Approx 10" [25.5 cm] diameter x 12" [30.5 cm] tall.

GAUGE

20 sts and 19 rows = 4" [10 cm] in Tss

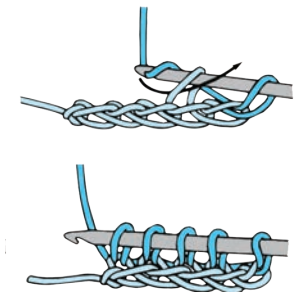
INSTRUCTIONS

- To change color, work to last 2 loops on hook and draw new color through last 2 loops, then proceed in new color.
- Work into horizontal bumps at back of foundation chain for 1st row.

BOTTOM OF PURSE

First Wedge: With A and Tunisian hook, ch 24.

1st row: Forward pass: (Right to left). Draw up a loop in 2nd ch from hook. Draw up a loop in each rem ch to end of chain, leaving all loops on hook. 24 sts on hook. PM on last st. **Do not turn.**



MATERIALS

Patons® Grace™ (1.75 oz/50 g; 136 yds/125 m)

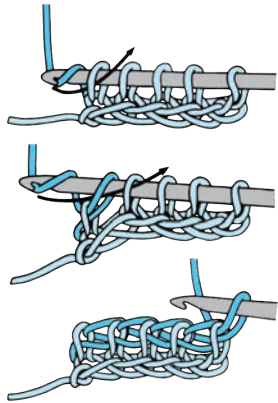
Contrast A Clay (62044) **2 balls**

Contrast B Citadel (62048) **2 balls**

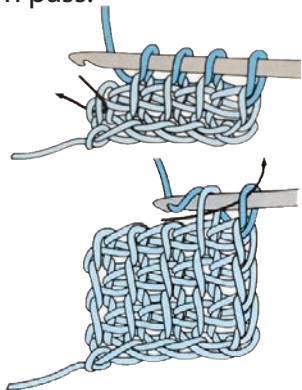
Contrast C Natural (62008) **2 balls**

Size U.S. G/6 (4 mm) Susan Bates® Silvalume™ Tunisian crochet hook 10" [25.5 cm] long **or size needed to obtain gauge.** Size U.S. G/6 (4 mm) crochet hook for assembly. Stitch marker.

Return pass: (Left to right after working Forward pass of each row). Yoh and draw through last loop **only** (for edge st). *Yoh and draw through 2 loops. Rep from * until 1 loop rem on hook. **Do not** turn.



****2nd row: Forward pass:** (Right to left). *1Tss in next st. Rep from * to last 2 sts before marker. PM on last st. Leave rem sts unworked. Return pass.



Rep last row, working 2 sts less on every Forward pass row until there are 2 sts rem. Join B.

Next row: Forward pass: (Right to left). With B, *1Tss in next st. Rep from * to end of row. 24 sts. Return pass.**

Second Wedge: With B, work from ** to ** as given for First Wedge, joining C at end of last row.

Third Wedge: With C, work from ** to ** as given for First Wedge, joining A at end of last row. Changing colors in the following sequence: A, B, C, work 9 more Wedges. Fasten off.

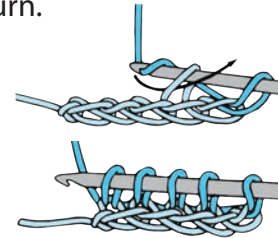
Joining row: With RS tog and crochet hook, join C with sl st to first st at outer edge. *Working through* both thicknesses, work in sc across foundation row and last row of Bottom. Fasten off.

To close center of Bottom: Thread C through side edges of each row. Pull tightly. Fasten securely.

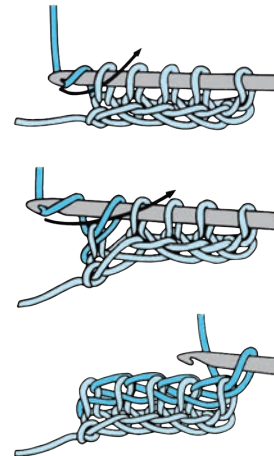
SIDE OF PURSE

With A and Tunisian hook, ch 60.

1st row: Forward pass: (Right to left). Draw up a loop in 2nd ch from hook. Draw up a loop in each rem ch to end of chain, leaving all loops on hook. 60 sts on hook. **Do not** turn.



Return pass: (Left to right after working Forward pass of each row). Yoh and draw through last loop only (for edge st). *Yoh and draw through 2 loops. Rep from * until 1 loop rem on hook. **Do not** turn.



2nd row: Forward pass: (Right to left). *1Tss in next st. Rep from * to end of row. Return pass. Rep last row 8 times more.

*****Next row: Forward pass:** (Drawstring hole row). 1Tss in each of first 5 sts. Sl st in each of next 3 sts. *1Tss in each st to end of row. Return pass, working ch 3 over 3 sl sts.

Next row: Forward pass: 1Tss in each of first 5 sts. Draw up a loop in in each of next 3 ch. *1Tss in each st to end of row. Return pass.*** Join B.

With B, rep 2nd row 10 times more. Work from *** to ***. Join C. With C, rep 2nd row 10 times more. Work from *** to ***. Join A.

Changing colors in the following sequence: A, B, C, work 9 more stripes, noting position of Drawstring holes. Fasten off.

Join Side to Bottom: With WS tog and U.S. G/6 (4 mm) hook, matching colors of Side and Bottom, join C with sl st to any st. *Working through both thicknesses*, work 1 rnd of sc around Side and Bottom. Join with sl st to first sc. Fasten off.

Drawstring: With C and Tunisian hook, ch 150.

1st row: Forward pass: (Right to left). Draw up a loop in 2nd ch from hook. Draw up a loop in each rem ch to end of chain, leaving all loops on hook. 150 sts on hook. **Do not** turn.

Return pass: (Left to right after working Forward pass of each row). Yoh and draw through last loop only (for edge st). *Yoh and draw through 2 loops. Rep from * until 1 loop rem on hook. Fasten off.

Thread Drawstring through eyelets, meeting ends at front of Purse. Pull ends slightly to gather top of Purse and tie tog.

Handle: With C and Tunisian hook, ch 90.

Work in Tss as given for Drawstring, changing colors as follows: (2 rows with C. 2 rows with A. 2 rows with B) twice. Fasten off.

With WS tog, fold Handle lengthwise. With U.S. G/6 (4 mm) hook, join C with sl st to first st. *Working through both thicknesses*, work 1 row of sc across foundation row and last row of Handle. **Fasten off.**

Sew Handle at WS 5 sts down from top edge at each side of Purse as shown.

