



 CROCHET | SKILL LEVEL: EASY

SIZES

To fit child **4/6 (8/12)** yrs

GAUGE:

7 sc and 8 rows = 4" [10 cm].

INSTRUCTIONS

The instructions are written for smaller size. If changes are necessary for larger size, the instructions will be written thus (). When only one number is given, it applies to both sizes. For ease in working, circle all numbers pertaining to your size.

With MC, ch 2.

1st rnd: 8 sc in 2nd ch from hook. Join with sl st to first sc.

2nd rnd: Ch 1. 2 sc in each sc around. Join with sl st to first sc. 16 sc.

3rd rnd: Ch 1. *1 sc in next sc. 2 sc in next sc. Rep from * around. Join with sl st to first sc. 24 sc.

4th rnd: Ch 1. *1 sc in each of next 2 sc. 2 sc in next sc. Rep from * around. Join with sl st to first sc. 32 sc.

Size 8/12 only: 5th rnd: Ch 1. (1 sc in each of next 15 sc. 2 sc in next sc) twice. Join with sl st to first sc. 34 sc.

Both sizes: Next rnd: Ch 1. *1 sc in next sc. Ch 1. Skip next sc. Rep from * around. Join with sl st to first sc.


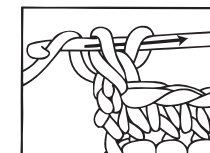
Next rnd: Ch 2. Skip first sc. *1 sc in next ch-1 sp. Ch 1. Skip next sc. Rep from * to last ch-1 sp. 1 sc in last ch-1 sp. Join with sl st to beg ch-2.

Next rnd: Ch 1. 1 sc in same sp as last sl st. *Ch 1. Skip next sc. 1 sc in next ch-1 sp. Rep from * around. Ch 1. Join with sl st to first sc.

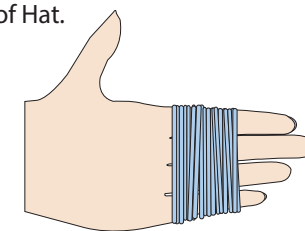
Rep last 2 rnds until Hat from beg measures **7½ (8)" [19 (20.5) cm]**. Fasten off.

Next rnd: Join A with sl st to any ch-1 sp. Ch 1. 1 sc in same sp as sl st. *1 sc in next sc. 1 sc in next ch-1 sp. Rep from * around. Join with sl st to first sc.

Next rnd: Ch 1. Working from **left to right** instead of from **right to left** as usual, work 1 reverse sc in each sc around. Join with sl st to first sc. Fasten off.



Pompom: Wind 2 strands of A around 4 fingers approx 40 times. Remove from fingers and tie tightly in center. Cut through each side of loops. Trim to a smooth round shape. Sew pompom to top of Hat.



MATERIALS

Bernat® Softee® Chunky™ (3.5 oz/100 g; 108 yds/99 m)

Sizes **4/6 years** **8/12 years**

Main Color (MC) Clay (28041), Redwood (28522), Soft Taupe (28011), Ultra Blue (28742) or Glowing Gold (28607)	1	1	ball
Contrast A Grass (28223), Soft Taupe (28011), Pumpkin (28630), Glowing Gold (28607) or Clay (28041)	1	1	ball

Size U.S. M/13 (9 mm) crochet hook **or size needed to obtain gauge.**

ABBREVIATIONS:

Approx = Approximately	Rep = Repeat	Sl st = Slip stitch
Beg = Begin(ning)	Rnd(s) = Round(s)	St(s) = Stitch(es)
Ch = Chain(s)	Sc = Single crochet	
Rem = Remain(ing)	Sp = Space	