


MATERIALS

Bernat® Softee Baby™ Cotton (4.2 oz/120 g; 254 yds/232 m)

	Main Color (MC) Cotton (52001)	6 balls
	Contrast A Petal (52004)	1 ball
	Contrast B Blush (52006)	1 ball
	Contrast C Duckling (52007)	1 ball
	Contrast D Granny Smith (52008)	1 ball
	Contrast E Aqua Mist (52010)	2 balls
	Contrast F Pale Periwinkle (52012)	2 balls

Bernat® Super Value™ (7 oz/197 g; 440 yds/402 m)

Contrast G Black (07421) **1 ball**

Blanket: Size U.S. 7 (4.5 mm) crochet hook **or size needed to obtain gauge.**

Raindrop: Size U.S. E/4 (3.5 mm) crochet hook **or size needed to obtain gauge.** Stitch marker. Pair of black 12 mm safety eyes. Stuffing.



CROCHET | SKILL LEVEL: **EASY**

ABBREVIATIONS

Approx = Approximately

Beg = Beginning

Ch = Chain(s)

Cont = Continue

Dc = Double crochet

Inc(s) = Increase(s)(ing)

Pat = Pattern

PM = Place marker

Rem = Remaining

Rep = Repeat

Rnd(s) = Round(s)

RS = Right side

Sc = Single crochet

Sc2(5)tog = Draw up a loop in each of next 2 (5) sts or ch. Yoh and draw through all loops on hook.

Sl st = Slip stitch

St(s) = Stitch(es)

WS = Wrong side

Yoh = Yarn over hook.

MEASUREMENTS

Blanket: Approx 46" [117 cm] diameter.

Raindrop: Approx 4 x 6" [10 x 15 cm].

GAUGES

Blanket: 14 dc and 8 rows = 4" [10 cm] with Bernat® Softee Baby™ Cotton and larger hook.

Raindrop: 18 dc and 20 rows = 4" [10 cm] with Bernat® Softee Baby™ Cotton and smaller hook.

INSTRUCTIONS

Notes:

- Pattern is worked in rounds which are joined and then work is turned. Rounds alternate between RS and WS facing.
- To change color, work to last 2 loops on hook and draw new color through last 2 loops and proceed, keeping color change to WS of work.
- **Do not** carry color not in use across rounds.
- Ch-2 at beg of rnds **does not** count as dc throughout.
- Join all rnds with sl st to first dc.

Stripe Pat

With MC only: 6 rnds:

With MC and A: 6 rnds.

With MC and B: 6 rnds.

With MC and C: 6 rnds.

With MC and D: 6 rnds.

With MC and E: 6 rnds.

With MC and F: 6 rnds.

These 42 rnds form Stripe Pat.

BLANKET

With MC and larger hook, ch 3.

1st rnd: (RS). 12 dc in 3rd ch from hook (skipped ch-2 **does not** counts as dc). Join. Turn. 12 dc.

2nd rnd: (WS). Ch 2 (**does not** count as dc). 2 dc in each dc around. Join. Turn. 24 dc.

3rd rnd: (RS). Ch 2. *2 dc in next dc. 1 dc in next dc. Rep from * around. Join. Turn. 36 dc.

4th rnd: (WS). Ch 2. *1 dc in next dc. 2 dc next dc. 1 dc in next dc. Rep from * around. Join. Turn. 48 dc.

5th rnd: (RS). Ch 2. *2 dc in next dc. 1 dc in each of next 3 dc. Rep from * around. Join. Turn. 60 dc.

6th rnd: (WS). Ch 2. *1 dc in each of next 2 dc. 2 dc in next dc. 1 dc in each of next 2 dc. Rep from * around. Join. 72 dc. Turn.

7th rnd: (RS). Ch 2. (2 dc in next dc. 1 dc in each of next 5 dc) 6 times, joining A to last st. With A, (2 dc in next dc. 1 dc in each of next 5 dc) 6 times. Join. Turn. 84 dc.

8th rnd: (WS). With A. (1 dc in each of next 3 dc. 2 dc in next dc. 1 dc in each of next 3 dc) 6 times, joining MC to last st. With MC, (1 dc in each of next 3 dc. 2 dc in next dc. 1 dc in each of next 3 dc) 6 times. Join. Turn. 96 dc.

9th rnd: (RS). With MC. (2 dc in next dc. 1 dc in each of next 7 dc) 6 times, joining A to last st. With A, (2 dc in next dc. 1 dc in each of next 7 dc) 6 times. Join. Turn. 108 dc.

10th rnd: (WS). With A. (1 dc in each of next 4 dc. 2 dc in next dc. 1 dc in each of next 4 dc) 6 times, joining MC to last st. With MC, (1 dc in each of next 4 dc. 2 dc in next dc. 1 dc in each of next 4 dc) 6 times. Join. Turn. 120 dc.

11th rnd: (RS). With MC. (2 dc in next dc. 1 dc in each of next 9 dc) 6 times, joining A to last st. With A, (2 dc in next dc. 1 dc in each of next 9 dc) 6 times. Join. Turn. 132 dc.

12th rnd: (WS). With A. (1 dc in each of next 5 dc. 2 dc in next dc.

1 dc in each of next 5 dc) 6 times, joining MC to last st. With MC, (1 dc in each of next 5 dc. 2 dc in next dc. 1 dc in each of next 5 dc) 6 times. Join. Turn. 144 dc. Break A

13th rnd: (RS). With MC. (2 dc in next dc. 1 dc in each of next 11 dc) 6 times, joining B to last st. With B, (2 dc in next dc. 1 dc in each of next 11 dc) 6 times. Join. Turn. 156 dc.

First 13 rnds of Stripe Pat are complete.

Cont as established, inc 12 sts each rnd (noting increases stagger each rnd) until 42 rnds of Stripe Pat are complete. 504 dc.

Fasten off.

RAINDROP

Note: Raindrop is made in continuous spiral. **Do not** join at end of rnds. PM at beg of rnd and move up each subsequent rnd.

With E and smaller hook, ch 9.

1st rnd: 1 sc in 2nd ch from hook. 1 sc in each of next 6 ch. 3 sc in next ch. *Working across opposite side of foundation chain*, 1 sc in each of next 6 ch. 2 sc in last ch. **Do not** join. 18 sc.

2nd rnd: 2 sc in first sc. PM on first of these 2 sts for beg of rnd. 1 sc in each of next 6 sc. 2 sc in each of next 3 sc. 1 sc in each of next 6 sc. 2 sc in each of next 2 sc. 24 sc.

3rd rnd: 2 sc in first sc. 1 sc in each of next 7 sc. (2 sc in next sc. 1 sc in next sc) 3 times. 1 sc in each of next 6 sc. (2 sc in next sc. 1 sc in next sc) twice. 30 sc.

4th rnd: 2 sc in first sc. 1 sc in each of next 8 sc. (2 sc in next sc. 1 sc in each of next 2 sc) 3 times. 1 sc in each of next 6 sc. (2 sc in next sc. 1 sc in each of next 2 sc) twice. 36 sc.

5th rnd: 1 sc in each sc around.

6th rnd: 2 sc in first sc. 1 sc in each of next 9 sc. (2 sc in next sc. 1 sc in each of next 3 sc) 3 times. 1 sc in each of next 6 sc. (2 sc in next sc. 1 sc in each of next 3 sc) twice. 42 sc.

7th rnd: 1 sc in each sc around.

8th rnd: 2 sc in first sc. 1 sc in each of next 10 sc. (2 sc in next sc. 1 sc in each of next 4 sc) 3 times. 1 sc in each of next 6 sc. (2 sc in next sc. 1 sc in each of next 4 sc) twice. 48 sc.

9th rnd: 1 sc in each sc around.

10th rnd: 2 sc in first sc. 1 sc in each of next 11 sc. (2 sc in next sc. 1 sc in each of next 5 sc) 3 times. 1 sc in each of next 6 sc. (2 sc in next sc. 1 sc in each of next 5 sc) twice. 54 sc.

11th rnd to 15th rnds: 1 sc in each sc around.

12th rnd: 1 sc in each of first 5 sc. Sc2tog. PM on this st for new beg of rnd. 1 sc in each of next 11 sc. (Sc2tog. 1 sc in each of next 5 sc) 3 times. 1 sc in each of next 6 sc. (Sc2tog. 1 sc in each of next 5 sc) twice. 48 sc.

13th rnd: 1 sc in each sc around.

14th rnd: Sc2tog. 1 sc in each of next 10 sc. (Sc2tog. 1 sc in each of next 4 sc) 3 times. 1 sc in each of next 6 sc. (Sc2tog. 1 sc in each of next 4 sc) twice. 42 sc.

15th rnd: 1 sc in each sc around.

16th rnd: Sc2tog. 1 sc in each of next 9 sc. (Sc2tog. 1 sc in each of next 3 sc) 3 times. 1 sc in each of next 6 sc. (Sc2tog. 1 sc in each of next 3 sc) twice. 36 sc.

17th rnd: 1 sc in each sc around.

18th rnd: Sc2tog. 1 sc in each of next 8 sc. (Sc2tog. 1 sc in each of next 2 sc) 3 times. 1 sc in each of next 6 sc. (Sc2tog. 1 sc in each of next 2 sc) twice. 30 sc.

Insert safety eyes between 13th and 14th rnds as seen in photo. Stuff Raindrop lightly.

19th rnd: Sc2tog. 1 sc in each of next 7 sc. (Sc2tog. 1 sc in each of next sc) 3 times. 1 sc in each of next 6 sc. (Sc2tog. 1 sc in each of next sc) twice. 24 sc.

20th rnd: 1 sc in each sc around.

21st rnd: *Sc2tog. 1 sc in next each of next 2 sc. Rep from * around. 18 sc.

22nd rnd: *Sc2tog. 1 sc in next sc. Rep from * around. 12 sc.

23rd and 24th rnds: 1 sc in each sc around.

25th rnd: *Sc2tog. Rep from * around. Fasten off. Draw end tightly through rem sts.

FINISHING

With G, embroider mouth as seen in photo.

NUMBERS

See diagrams on page 4.



Note: When fastening off Numbers, leave long ends to sew Numbers to Blanket.

ONE (make 5)

With G and larger hook, ch 4.

1st row: 1 sc in 2nd ch from hook. 1 sc in each of next 2 ch. **Turn.**

2nd row: Sl st in first sc. Ch 15. 1 sc in 2nd ch from hook. Sc5tog. 1 sc in each of next 8 ch. Sl st in next sc of 1st row. Fasten off.

TWO (make 2)

With G and larger hook, ch 25.

1st row: 1 sc in 2nd ch from hook. 1 sc in each of next 4 ch. Sc5tog. 1 sc in each of next 6 ch. 2 sc in next ch. 1 sc in next ch. 2 sc in next ch. 1 sc in each of next 2 ch. 2 sc in next ch. 1 sc in next ch. 2 sc in next ch. Fasten off.

THREE (make 1)

With G and larger hook, ch 22.

1st row: 2 sc in 2nd ch from hook. (1 sc in next ch. 2 sc in next ch) 3 times. 1 sc in next ch. Sc5tog. 1 sc in next ch. (2 sc in next ch. 1 sc in next ch) 3 times. 2 sc in next ch. Fasten off.

FOUR (make 1)

With G and larger hook, ch 21.

1st rnd: 1 sc in 2nd ch from hook. 1 sc in each of next 3 ch. Ch 3. Sl st in first ch of last ch-3 (picot made).

1 sc in each of next 5 ch. 4 sc in next ch. 1 sc in each of next 6 ch. 5 sc in next ch. 1 sc in each of next 3 ch. Sl st in opposite side of 3rd ch of foundation ch. Fasten off.

FIVE (make 1)

With G and larger hook, ch 25.

1st row: 1 sc in 2nd ch from hook. 1 sc in each of next 3 ch. 3 sc in next ch. 1 sc in each of next 2 ch. 3 sc in next ch. 1 sc in next ch. (Sc2tog. 1 sc in next ch) 5 times. 1 sc in next ch. Fasten off.

SIX AND NINE (make 2, turning one upside down)

With G and larger hook, ch 24.

1st row: 1 sc in 2nd ch from hook (2 sc in next ch. 1 sc in next ch) 3 times. 1 sc in each of next 4 ch. (2 sc in next ch. 1 sc in next ch) 6 times. Sl st in opposite side of 10th ch of foundation ch. Fasten off.



SEVEN (make 1)

With G and larger hook, ch 16.

1st row: 1 sc in 2nd ch from hook. 1 sc in each of next 8 ch. 3 sc in next ch. 1 sc in each of next 5 ch. Fasten off.

EIGHT (make 1)

With G and larger hook, ch 32.

1st row: 1 sc in 2nd ch from hook. (2 sc in next ch. 1 sc in next ch) 5 times. 1 sc in each of next 2 ch. (1 sc in next ch. Sc2tog) 6 times. Fasten off.

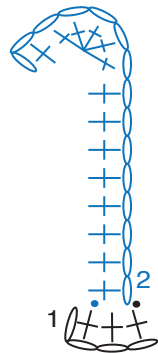
ZERO (make 1)

With G and larger hook, ch 24. Join with sl st to form ring.

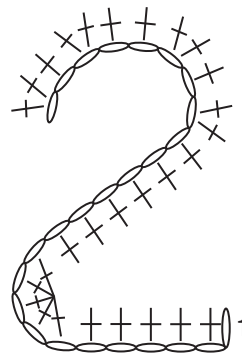
1st rnd: Ch 1. *(2 sc in next ch. 1 sc in next ch) 4 times. 1 sc in each of next 4 ch. Rep from * once more. Join with sl st to first sc. Fasten off.

FINISHING

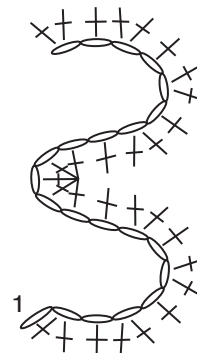
Sew Numbers to Blanket as seen in photo.



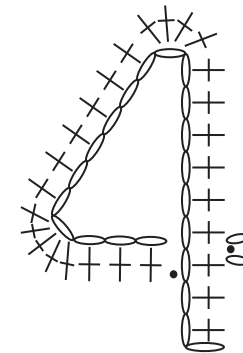
ONE



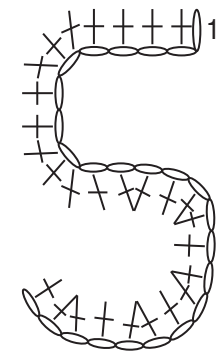
TWO



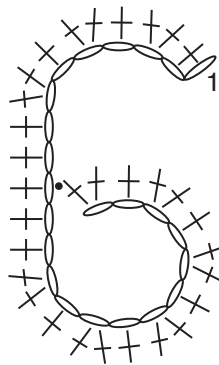
THREE



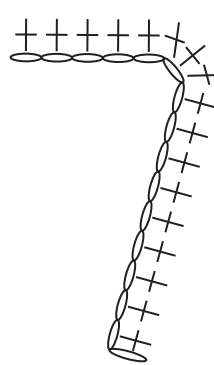
FOUR



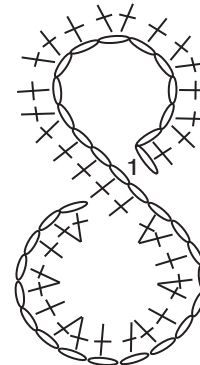
FIVE



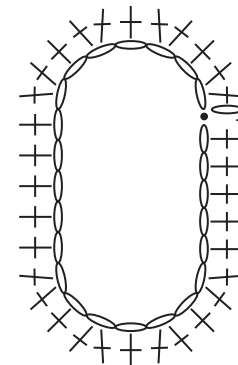
SIX AND NINE



SEVEN



EIGHT



ZERO

STITCH KEY

- = chain (ch)
- = slip stitch (sl st)
- = single crochet (sc)
- = single crochet 2 together (sc2tog)
- = single crochet 5 together (sc5tog)