



**LILY® SUGAR'N CREAM®
BEACHBALL DISHCLOTH (TO KNIT)**

MEASUREMENT

Approx 9" [23 cm] diameter.

MATERIALS

Lily® Sugar'n Cream® (70.9 g/2.5 oz; 109 m/120 yds)
Contrast A White (00001) **1 ball or 27 m/30 yds**
Contrast B Yellow (00010) **1 ball or 10 m/11 yds**
Contrast C Hot Blue (01742) **1 ball or 10 m/11 yds**
Contrast D Red (00095) **1 ball or 10 m/ 11yds**
Note: 1 ball each of A, B, C and D will make 4 Dishcloths.

Size 4.5 mm (U.S. 7) knitting needles **or size needed to obtain gauge.**

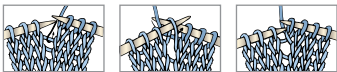
GAUGE

20 sts and 26 rows = 4" [10 cm] in stocking st.

ABBREVIATIONS

www.sugarncream.com/abbreviations

Alt = Alternate(ing)	Rep = Repeat
Approx = Approximately	RS = Right side
K = Knit	SI1P = Slip next stitch purlwise
K2tog = Knit next 2 stitches together	St(s) = Stitch(es)
M1 = Make 1 stitch by picking up horizontal loop lying before next stitch and knitting into back of loop	Tog = Together
	WS = Wrong side
	Yb = Bring yarn to back of work
	Yf = Bring yarn to front of work of loop



INSTRUCTIONS

First Wedge

With A, cast on 20 sts.

1st row: Knit.

2nd row: K18. yf. SI1P. (See diagram A). **Turn.**

3rd and alt rows: (WS). SI1P. yb. (See diagram B). Purl to last 2 sts. K2.

4th row: K17. yf. SI1P. **Turn.**

6th row: K16. yf. SI1P. **Turn.**

8th row: K15. yf. SI1P. **Turn.**

10th row: K14. yf. SI1P. **Turn.**

12th row: K13. yf. SI1P. **Turn.**

14th row: K12. yf. SI1P. **Turn.**

16th row: K11. yf. SI1P. **Turn.**

18th row: K10. yf. SI1P. **Turn.**

20th row: K9. yf. SI1P. **Turn.**

22nd row: K8. yf. SI1P. **Turn.**

24th row: K7. yf. SI1P. **Turn.**

26th row: K6. yf. SI1P. **Turn.**

28th row: K5. yf. SI1P. **Turn.**

29th row: As 3rd row.

30th row: (RS). Knit across all sts, knitting each st tog with extra wrap. (See diagram D). 20 sts.

31st row: Knit. Break yarn.

Second Wedge

Join B. Knit 2 rows.

Rep 2nd to 31st rows as for First Wedge.

Third Wedge

Join A. Knit 2 rows.

Rep 2nd to 31st rows as for First Wedge.

Fourth Wedge

Join C. Knit 2 rows.

Rep 2nd to 31st rows as for First Wedge.

Fifth Wedge

As Third Wedge.

Sixth Wedge

Join D. Knit 2 rows.

Rep 2nd to 31st rows as for First Wedge.
Cast off.

Sew cast on and cast off edges tog.

Beachball Center

With D, cast on 3 sts.

1st row: K3.

2nd row: K1. M1. K1. M1. K1.

3rd row: K5.


4th row: K2tog. K1. K2tog.

5th row: K3.

Cast off.


Sew Center to front of Beachball where all colors meet.

A




Bring yarn to front (yf). Slip next stitch purlwise (SI1P) and take yarn around this stitch to back of work (yb).

B



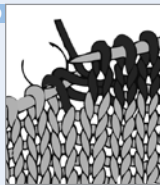
Return the slipped stitch onto left-hand needle without working it. Turn work and purl the number of sts stated.

C



Rep steps A and B as required.

D



When knitting across all sts, pick up wrapped loop and place on left-hand needle. Knit tog with stitch being wrapped.



P.O. Box 40 Listowel ON N4W 3H3