



## MATERIALS

**Lily® Sugar'n Cream®** (2.5 oz/70.9 g; 120 yds/109 m)

**Contrast A** Country Green (01222)      **1 ball or 17 yds/15 m**

**Contrast B** Robin's Egg (01215)      **1 ball or 18 yds/16 m**

**Contrast C** Tangerine (01699)      **1 ball or 22 yds/20 m**

**Contrast D** Soft Ecru (01004)      **1 ball or 19 yds/17 m**

Size U.S. H/8 (5 mm) crochet hook **or size needed to obtain gauge.**

 CROCHET | SKILL LEVEL: **EASY**

## ABBREVIATIONS

**Approx** = Approximately

**Beg** = Begin(ing)

**Ch** = Chain(s)

**Dc** = Double crochet

**Rep** = Repeat

**Rnd(s)** = Round(s)

**Sc** = Single crochet

**Sl st** = Slip stitch

**Sp(s)** = Space(s)

**St(s)** = Stitch(es)

**Yoh** = Yarn over hook

## MEASUREMENT

Approx 8" [20.5 cm] diameter.

## GAUGE

13 sc and 14 rows = 4" [10 cm]

## INSTRUCTIONS

**Note:** Ch 3 at beg of rnd counts as dc throughout.

With A, ch 4. Join with sl st to first ch to form ring. (See diagram on page 2).

**1st rnd:** Ch 3. 11 dc in ring. Join B with sl st to top of ch 3. 12 dc.

**2nd rnd:** With B, ch 3. 1 dc in same sp as last sl st. \*2 dc in next dc. Rep from \* around. Join A with sl st to top of ch 3. 24 dc.

**3rd rnd:** With A, ch 3. \*2 dc in nextdc. 1dc in next dc. Rep from \* around. Join C with sl st to top of ch 3. 36 dc.

**4th rnd:** With C, ch 3. 2 dc in next dc. (*Yoh and draw up a loop. Yoh and draw through 2 loops on hook*) 5 times in next dc. *Yoh and draw through 6 loops on hook* – bobblemade.\*1 dc in next dc. 2 dc in next dc. Bobble in next dc. Rep from \* around. Join B with sl st to top of ch 3. 48 sts.

**5th rnd:** With B, ch 3. 1 dc in each of next 2 sts. 2 dc in next st. \*1 dc in each of next 3 sts. 2 dc in next st. Rep from \* around. Join D with sl st to top of ch 3. 60 dc.

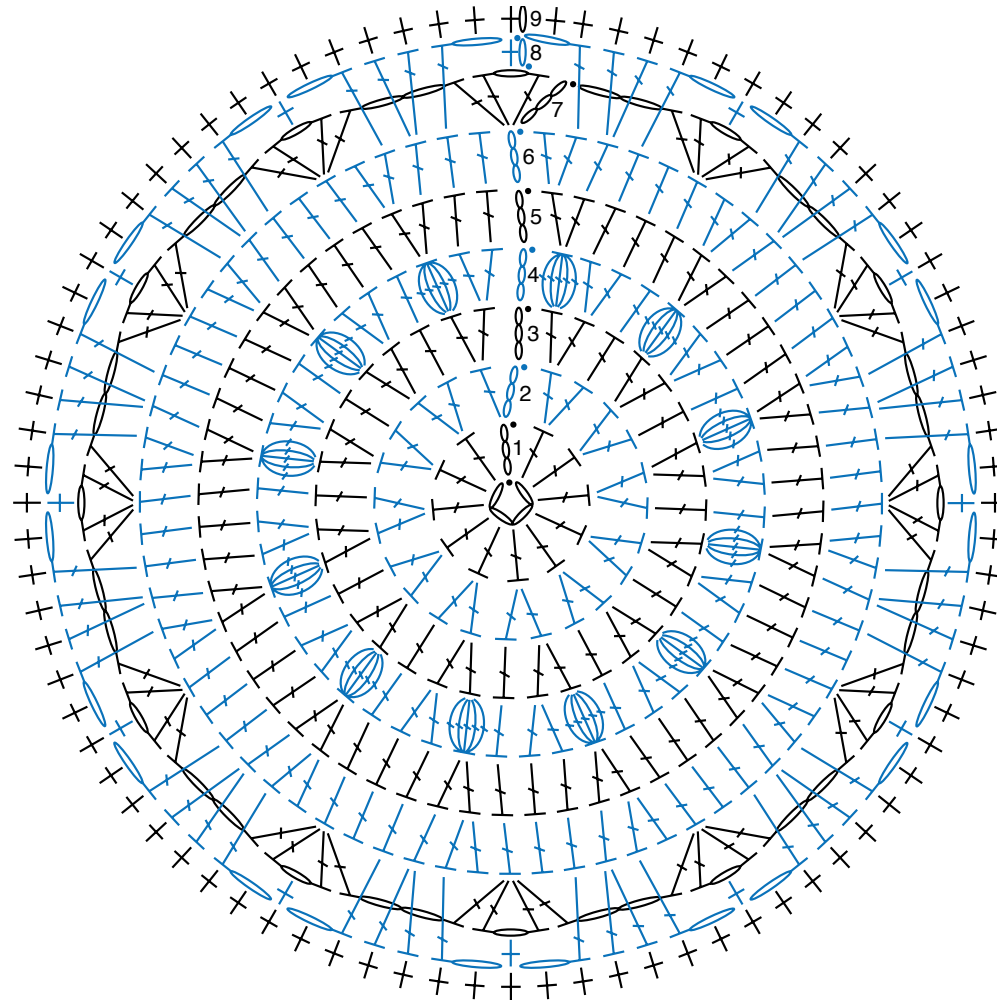
**6th rnd:** With D, ch 3. 1 dc in each of next 3 dc. 2 dc in next dc. \*1 dc in each of next 4 dc. 2 dc in next dc. Rep from \* around. Join C with sl st to top of ch 3. 72 dc.








**7th rnd:** With C, ch 3. (1 dc. Ch 1. 2 dc) all in same sp as last sl st. \*Ch 2. Skip next 5 dc. (2dc. Ch1.2dc)in next dc. Rep from\* around, ending with skip last 5 dc. Join with sl st to top of ch 3. Fasten off.

**8th rnd:** Join D with sl st to any ch-1 sp. Ch 1. 1 sc in same sp as last sl st. Ch 1. Working in front of ch 2 and into 6th rnd, skip next dc. 1 dc in next dc. 2 dc in next dc. 1 dc in next dc. Skip next dc. Ch 1. 1 sc in next ch-1 sp of 7th rnd. Rep from \* around, ending with ch 1. Join A with sl st to first sc.

**9th rnd:** With A, ch 1. 1 sc in same sp as last sl st. \*1 sc in next ch-1 sp. 1 sc in each of next 4 dc. 1 sc in next ch-1sp. 1 sc in next sc. Rep from \* around, omitting sc at end of last rep. Join with sl st to rst sc. 84 sc. Fasten off.



**STITCH KEY**

-  = chain (ch)
-  = slip st (sl st)
-  = single crochet (sc)
-  = double crochet (dc)
-  = bobble