



KNIT | SKILL LEVEL: INTERMEDIATE

ABBREVIATIONS

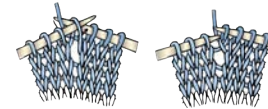
Alt = Alternate

Approx = Approximately

K = Knit

K2tog = Knit next 2 stitches together

M1 = Make 1 stitch by picking up horizontal loop lying before next stitch and knitting into back of loop



Pat = Pattern

Rep = Repeat

RS = Right side

Sl1Pwyib = Slip next stitch purlwise with yarn at back of work

Sl1Pwyif = Slip next stitch purlwise with yarn at front of work

St(s) = Stitch(es)

WS = Wrong side

MEASUREMENTS

Approx 52 x 61½" [132 x 156 cm].

GAUGES

8 sts and 20 rows = 4" [10 cm] in Mosaic Chevron Pat.

7 sts and 14 rows = 4" [10 cm] in garter stitch.

INSTRUCTIONS

Narrow Stripe Pat

With B, knit 2 rows.

With A, knit 2 rows.

These 4 rows form Narrow Stripe Pat.

Wide Stripe Pat

With B, knit 8 rows.

With A, knit 8 rows.

These 16 rows form Wide Stripe Pat.

Notes:

- Every row is worked with one color only.
- Carry color not in use loosely up side of work.

MATERIALS

Bernat® Blanket Sparkle™ (10.5 oz/300 g; 220 yds/201 m)

Contrast A Moon Gray Sparkle (70011) **3 balls or 525 yds/480 m**

Contrast B White Sparkle (70006) **3 balls or 637 yds/582 m**

Size U.S. 11 (8 mm) circular knitting needle 29" [73.5 cm] long **or size needed to obtain gauge.** Crochet hook for fringe.

BLANKET

With A, cast on 91 sts. **Do not** join. Working back and forth across needle in rows, proceed as follows:

1st row: (WS). With A, knit.

Work 23 rows in Narrow Stripe Pat in garter stitch (knit every row)

Next row: (WS). With A, *K3. M1. K7. M1. K3. Rep from * to end of row. 105 sts.

Proceed in Mosaic Pat A as follows:

(See Chart A on page 3).

1st row: (RS). With B, K2. *Sl1Pwyib. K1. (Sl1Pwyib) twice. K3. (Sl1Pwyib) twice. K1. Rep from * to last 3 sts. Sl1Pwyib. K2.

2nd and alt rows: Using same color as previous row, knit all knit sts and Sl1Pwyif all slipped sts.

3rd row: With A, K2. *K4. Sl1Pwyib. K1. Sl1Pwyib. K3. Rep from * to last 3 sts. K3.

5th row: With B, K2. *K1. (Sl1Pwyib) twice. K5. (Sl1Pwyib) twice. Rep from * to last 3 sts. K3.

7th row: With A, K2. *K3. (Sl1Pwyib. K1) 3 times. K1. Rep from * to last 3 sts. K3.

9th row: With B, K2. *K1. Sl1Pwyib. K7. Sl1Pwyib. Rep from * to last 3 sts. K3.

11th row: With A, K2. *K2. (Sl1Pwyib. K1) 4 times. Rep from * to last 3 sts. K3.

13th row: With B, K2. *Sl1Pwyib. K4. Rep from * to last 3 sts. Sl1Pwyib. K2.

15th row: With A, K2. *(K1. Sl1Pwyib) twice. K3. Sl1Pwyib. K1. Sl1Pwyib. Rep from * to last 3 sts. K3.

17th row: With B, K2. *K4. Sl1Pwyib. K1. Sl1Pwyib. K3. Rep from * to last 3 sts. K3.

19th row: With A, K2. *(Sl1Pwyib. K1) twice. K4. Sl1Pwyib. K1. Rep from * to last 3 sts. Sl1Pwyib. K2.

21st row: With B, K2. *K3. (Sl1Pwyib) twice. K1. (Sl1Pwyib) twice. K2. Rep from * to last 3 sts. K3.

23rd row: With A, K2. *K1. Sl1Pwyib. K7. Sl1Pwyib. Rep from * to last 3 sts. K3.

25th row: With B, K2. *K2. (Sl1Pwyib) twice. K1. (Sl1Pwyib) twice. K1. Sl1Pwyib. K1. Rep from * to last 3 sts. K3.

26th row: Using same color as previous row, knit all knit sts and Sl1Pwyif all slipped sts.

These 26 rows complete Mosaic Pat A.

Next row: (RS). With A, knit.

Next row: (WS). *K3. K2tog. K5. K2tog. K3. Rep from * to end of row. 91 sts.

Work 40 rows in Wide Stripe Pat in garter st (knit every row).

Next row: (RS). With A, knit.

Next row: (WS). With A, *K3. M1. K7. M1. K3. Rep from * to end of row. 105 sts.

Rep 26 rows of Mosaic Pat A pat once more.

Next 2 rows: (RS). With A, knit.

Proceed in Mosaic Pat B as follows:

(See Chart B on page 3).

1st row: (RS). With B, K2. *K2. (Sl1Pwyib) twice. K1. (Sl1Pwyib) twice. K1. Sl1Pwyib. K1. Rep from * to last 3 sts. K3.

2nd and alt rows: Using same color as previous row, knit all knit sts and Sl1Pwyif all slipped sts.

3rd row: With A, K2. *K1. Sl1Pwyib. K7. Sl1Pwyib. Rep from * to last 3 sts. K3.

5th row: With B, K2. *K3. (Sl1Pwyib) twice. K1. (Sl1Pwyib) twice. K2. Rep from * to last 3 sts. K3.

7th row: With A, K2. *(Sl1Pwyib. K1) twice. K4. Sl1Pwyib. K1. Rep from * to last 3 sts. Sl1Pwyib. K2.

9th row: With B, K2. *K4. Sl1Pwyib. K1. Sl1Pwyib. K3. Rep from * to last 3 sts. K3.

11th row: With A, K2. *(K1. Sl1Pwyib) twice. K3. Sl1Pwyib. K1. Sl1Pwyib. Rep from * to last 3 sts. K3.

13th row: With B, K2. *Sl1Pwyib. K4. Rep from * to last 3 sts. Sl1Pwyib. K2.

15th row: With A, K2. *K2. (Sl1Pwyib. K1) 4 times. Rep from * to last 3 sts. K3.

17th row: With B, K2. *K1. Sl1Pwyib. K7. Sl1Pwyib. Rep from * to last 3 sts. K3.

19th row: With A, K2. *K3. (Sl1Pwyib. K1) 3 times. K1. Rep from * to last 3 sts. K3.

21st row: With B, K2. *K1. (Sl1Pwyib) twice. K5. (Sl1Pwyib) twice. Rep from * to last 3 sts. K3.

23rd row: With A, K2. *K4. Sl1Pwyib. K1. Sl1Pwyib. K3. Rep from * to last 3 sts. K3.

25th row: With B, K2. *Sl1Pwyib. K1. (Sl1Pwyib) twice. K3. (Sl1Pwyib) twice. K1. Rep from * to last 3 sts. Sl1Pwyib. K2.

26th row: Using same color as previous row, knit all knit sts and Sl1Pwyif all slipped sts. These 26 rows complete Mosaic Pat B.

Next row: (RS). With A, knit.

Next row: (WS). *K3. K2tog. K5. K2tog. K3. Rep from * to end of row. 91 sts.

Work 40 rows of Wide Stripe Pat in garter st (knit each row).

Next row: (RS). With A, knit.

Next row: (WS). With A, *K3. M1. K7. M1. K3. Rep from * to end of row. 105 sts.

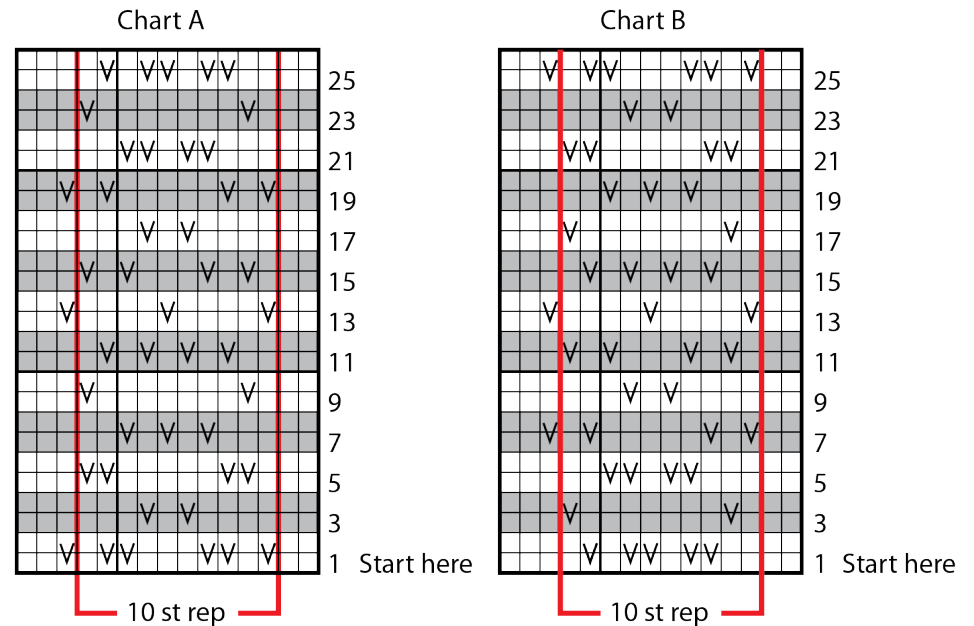
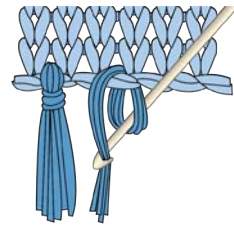
Rep 26 rows of Mosaic Pat B once more.

Next row: (RS). With A, knit.

Next row: (WS). *K3. K2tog. K5. K2tog. K3. Rep from * to end of row. 91 sts.

Work 23 rows Narrow Stripe Pat in garter stitch (knit every row). With A, cast off knitwise (WS).

Fringe: Cut lengths of B 14"[35.5 cm] long. Taking 1 strand at a time, knot into fringe in each st along top and bottom edges of Blanket (as shown in photo). Trim fringe evenly.



Key

□ = With B, knit

■ = With A, knit

◻ = With B, Sl1Pwyib on RS rows, Sl1Pwyif on WS rows.

◼ = With A, Sl1Pwyib on RS rows, Sl1Pwyif on WS rows.