



SHOP KIT



Tunisian Crochet Belt

Designed by Linda Cyr.

Belt is 2" by desired length.

RED HEART® "Fiesta®": 1 skein each 6341 Millenium **A**
RED HEART® "Super Saver®": 1 skein each 256 Carrot **B**, 718 Shocking Pink **C**.

Afghan Crochet Hook: 6.5 mm (US K/10.5).
2" belt buckle.
Yarn needle.

GAUGE: 9 sts = 2". **Gauge is not important for this project.**

Belt

With **A**, ch 9.

Row 1: Working in back loops only, insert hook into 2nd ch from hook, *yarn over, draw loop through and leave on hook, insert hook into next ch; repeat across chain. Do not turn.

Row 2: Yarn over, draw through one loop, *yarn over and draw through two loops; repeat from * until one loop remains on hook. Turn.

Row 3: *Insert hook from right to left behind single vertical thread, yarn over, draw loop through and leave on hook; repeat from * across. Do not turn.

Repeat Row 2-3 until piece measures desired length plus 2" for buckle, end with Row 2.

Slip st across.

Fasten off.

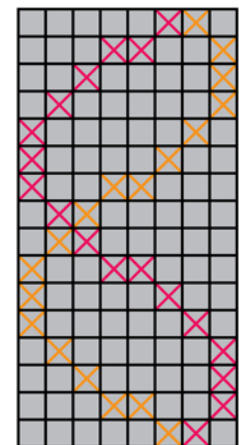
Finishing

Following Chart and using **B**, cross-stitch Chart along the length of Belt. Repeat with **C**.



Fold one end of Belt around handle of buckle and sew in place.

Weave in ends.

Cross-Stitch Chart



Stitch Key

-  = Cross-stitch with **B**
-  = Cross-stitch with **C**



TUNISIAN CROCHET BELT | CROCHET



RED HEART® “Fiesta®”, Art. E704
available in solid colors – 6 oz (170g),
316 yd (289m)

RED HEART® “Super Saver®”, Art. E300
available in solid colors – 7 oz (198g),
364 yd (333m) or prints and multis – 5 oz
(141g), 244 yd (223m) skeins

ABBREVIATIONS: **ch** = chain; **dc** = double crochet; **mm** = millimeters; **rnd** = round; **sc** = single crochet; **st (s)** = stitch (es); **tr** = treble crochet; * or ** = repeat whatever follows the * or ** as indicated; **[]** = work directions in brackets the number of times specified.