

RED HEART SWEET DETAIL CROCHET CARDIGAN



CROCHET | SKILL LEVEL: INTERMEDIATE

**ABBREVIATIONS**

**Beg** = Begin(ning)  
**Ch** = Chain(s)  
**Cont** = Continue(ity)  
**Hdc** = Half double crochet  
**Hdc2tog** = Yoh and draw up a loop in each of next 2 stitches. Yoh and draw through all loops on hook.  
**Pat** = Pattern  
**PM** = Place marker  
**Rem** = Remain(ing)

**Rep** = Repeat  
**RS** = Right side  
**Sc** = Single crochet  
**Sl st** = Slip stitch  
**Sp(s)** = Space(s)  
**St(s)** = Stitch(es)  
**V-st** = (1 hdc. Ch 1. 1 hdc) in indicated stitch  
**WS** = Wrong side  
**Yoh** = Yarn over hook

**SIZES**

**To fit bust measurement**

**XS/S** 28-34" [71-86.5 cm]  
**M** 36-38" [91.5-96.5 cm]  
**L** 40-42" [101.5-106.5 cm]  
**XL** 44-46" [112-117 cm]  
**2/3XL** 48-54" [122-137 cm]  
**4/5XL** 56-62" [142-157.5 cm]

**Finished bust**

**XS/S** 42" [106.5 cm]  
**M** 45" [114.5 cm]  
**L** 48" [122 cm]  
**XL** 53" [134.5 cm]  
**2/3XL** 58" [147.5 cm]  
**4/5XL** 64" [162.5 cm]

**GAUGES**

13 sc and 16 rows = 4" [10 cm].  
 5V-sts and 9 rows = 4" [10 cm] in pat.

**MATERIALS**

**Red Heart® Heat Wave™** (3.5 oz/100 g; 198 yds/181 m)

Sizes	XS/S	M	L	XL	2/3XL	4/5XL	
<b>Main color (MC)</b> Passport (0410)							
	6	7	8	9	10	11	<b>balls</b>
<b>Contrast A</b> Sandy Shores (0110)							
	1	1	1	1	1	1	<b>ball</b>
<b>Contrast B</b> Seaweed (0660)							
	1	1	1	1	1	1	<b>ball</b>

Size U.S. I/9 (5.5 mm) crochet hook **or size needed to obtain gauge.**  
 Stitch markers.

## INSTRUCTIONS

The instructions are written for smallest size. If changes are necessary for larger size(s) the instructions will be written thus (.). Numbers for each size are shown in the same color throughout the pattern. When only one number is given in black, it applies to all sizes.

**Note:** Ch 2 at beg of row **does not** count as st.

## BACK

With B, ch **81 (87-93-102-111-123)**.

**1st row:** (RS). 1 hdc in 3rd ch from hook. Skip next ch. V-st in next ch. \*Skip next 2 ch. V-st in next ch. Rep from \* to last 2 ch. Skip next ch. 1 hdc in last ch. Turn. **26 (28-30-33-36-40)** V-sts. Break B.

**2nd row:** With MC, ch 2. 1 hdc in first hdc. V-st in each V-st to end of row. 1 hdc in last hdc. Turn.

Rep last row for pat until work from beg measures 21" [53.5 cm], ending on a WS row. Fasten off.

**Shape armholes: Next row:** (RS).

Skip first **1 (1-2-2-3-4)** V-st(s). Join MC with sl st in next V-st. Ch 2. 1 hdc in same sp as sl st. Pat to last **2 (2-3-3-4-5)** V-sts. 1 hdc in next V-st. **Turn.** Leave rem sts unworked.

Cont in Body Pat on rem **22 (24-24-27-28-30)** V-sts until armhole measures **9 (9-10-10-11-11)" [23 (23-25.5-25.5-28-28) cm]**, ending on a WS row. Fasten off.

## POCKET LININGS (make 2)

With A, ch 20.

**1st row:** (RS). 1 hdc in 3rd ch from hook. 1 hdc in each ch to end of chain. Turn. 18 hdc.

**2nd row:** Ch 2. 1 hdc in each hdc to end of row. Turn.

Rep last row until work from beg measures 4½" [11.5 cm], ending on a WS row. Fasten off.

## LEFT FRONT

\*\*With B, ch **42 (45-48-54-57-63)**.

**1st row:** (RS). 1 hdc in 3rd ch from hook. Skip next ch. V-st in next ch. \*Skip next 2 ch. V-st in next ch. Rep from \* to last 2 ch. Skip next ch. 1 hdc in last ch. Turn.

**13 (14-15-17-18-20)** V-sts. Break B.

**2nd row:** With MC, ch 2. 1 hdc in first hdc. V-st in each V-st to end of row. 1 hdc in last hdc. Turn.

Rep last row for pat until work from beg measures 11½" [29 cm], ending on a WS row.\*\*

**Place pocket: Next row:** (RS).

Ch 2. 1 hdc in first hdc. V-st in each of next **2 (3-4-5-5-5)** V-sts. Skip next 6 V-sts of Left Front. Pat across 18 hdc from Pocket Lining as follows: *Skip first hdc. (V-st in next hdc. Skip next 2 hdc) 6 times. V-st in next hdc. Skip last hdc.* Pat across last **5 (5-5-6-7-9)** V-sts of Left Front. 1 hdc in last hdc. Turn. **13 (14-15-17-18-20)** V-sts.

Cont even in pat until work from beg measures 21" [53.5 cm], ending on a WS row. Fasten off.

**Shape armhole and V-neck:**

**1st row:** (RS). Skip first **1 (1-2-2-3-4)** V-st(s). Join MC with sl st in next V-st. Ch 2. 1 hdc in same sp as sl st. V-st in each V-st to last V-st. Hdc2tog over V-st and last hdc. Turn.

**2nd row:** Ch 2. 1 hdc in first st. V-st in each st to last hdc. 1 hdc in last hdc. Turn.

**3rd row:** Ch 2. 1 hdc in first hdc. V-st in each V-st to last V-st. Hdc2tog over V-st and last hdc. Turn.

**4th row:** As 2nd row.

**5th row:** As 3rd row.

Work 3 rows even.

Rep last 4 rows **2 (2-2-3-3-4)** times more. **6 (7-7-8-8-8)** V-sts rem.

Cont even in pat until armhole measures same length as Back, ending on a WS row. Fasten off.

## RIGHT FRONT

Work from \*\* to \*\* as given for Left Front.

**Place pocket: Next row:** (RS). Ch 2. 1 hdc in first hdc. V-st in each of next **5 (5-5-6-7-9)** V-sts. Skip next 6 V-sts of Left Front. Pat across 18 hdc from Pocket Lining as follows: *Skip first hdc. (V-st in next hdc. Skip next 2 hdc) 5 times. V-st in next hdc. Skip last hdc.* Pat across last **2 (3-4-5-5-5)** V-sts of Right Front. Turn. **13 (14-15-17-18-20)** V-sts.

Cont even in pat until work from beg measures 21" [53.5 cm], ending on a WS row.

## Shape armhole and front:

**1st row:** (RS). Ch 2. Hdc2tog over first hdc and V-st. V-st in each V-st to last **2 (2-3-3-4-5)** V-sts. 1 hdc in next V-st. **Turn.** Leave rem sts unworked.

**2nd row:** Ch 2. 1 hdc in first hdc. V-st in each V-st to last st. 1 hdc in last st. Turn.

**3rd row:** Ch 2. Hdc2tog over first hdc and V-st. V-st in each V-st to last hdc. 1 hdc in last hdc. Turn.

**4th row:** As 2nd row.

**5th row:** As 3rd row.

Work 3 rows even.

Rep last 4 rows **2 (2-2-3-3-4)** times more. **6 (7-7-8-8-8)** V-sts rem.

Cont even in pat until armhole measures same length as Back, ending on a WS row. Fasten off.

## SLEEVES

With B, ch **39 (42-42-45-48-48)**.

**1st row:** (RS). 1 hdc in 3rd ch from hook. Skip next ch. V-st in next ch. \*Skip next 2 ch. V-st in next ch. Rep from \* to last 2 ch. Skip next ch. 1 hdc in last ch. Turn. **12 (13-13-14-15-15)** V-sts. Break B.

**2nd row:** With MC, ch 2. 1 hdc in first hdc. V-st in each V-st to end of row. 1 hdc in last hdc. Turn.

Proceed as follows:

**3rd row:** Ch 2. 2 hdc in first hdc. V-st in each V-st to last hdc. 2 hdc in last hdc. Turn.

**4th row:** Ch 2. 2 hdc in first hdc. 1 hdc in next hdc. V-st in each V-st to last 2 hdc. 1 hdc in next hdc. 2 hdc in last hdc. Turn.

**5th row:** Ch 2. 1 hdc in first hdc. V-st in next hdc. Skip next hdc. V-st in each V-st to last 3 hdc. Skip next hdc. V-st in next hdc. 1 hdc in last hdc. Turn.

**Next 5 (5-5-5-3-3) rows:** Ch 2. 1 hdc in first hdc. V-st in each V-st to last hdc. 1 hdc in last hdc. Turn.

Rep last **8 (8-8-8-6-6)** rows **4 (4-5-5-6-6)** times more. **22 (23-25-26-29-29)** V-sts.

Cont even in pat until Sleeve from beg measures 18" [45.5 cm], ending on a WS row. PM at each end of last row.

Work a further **2 (2-3-3-4-5)** rows even in pat. Fasten off.

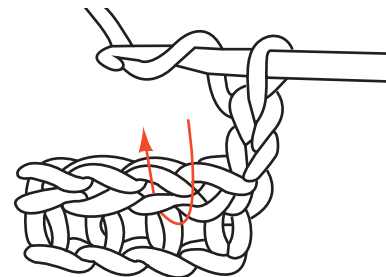
## FINISHING

Sew shoulder seams.

### Front and neck Body edging:

**1st row:** (RS). Join MC with sl st at lower edge of Right Front. Ch 2. Work 1 row of hdc evenly up Right Front, across back neck edge and down Left Front. Turn.

**2nd and 3rd rows:** Ch 2. \*Work 1 hdc into horizontal bar created below st in previous row on WS of work (bar is below loops normally worked on WS – see diagram). Rep from \* to end of row. Turn.



**4th row:** With B, as 2nd row. Fasten off.

Sew in Sleeves placing rows above markers along unworked sts of Front and Back to form square armholes. Sew side and sleeve seams.

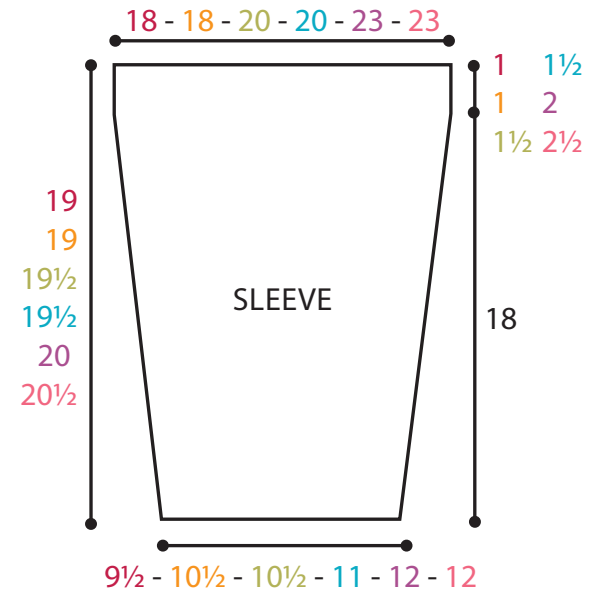
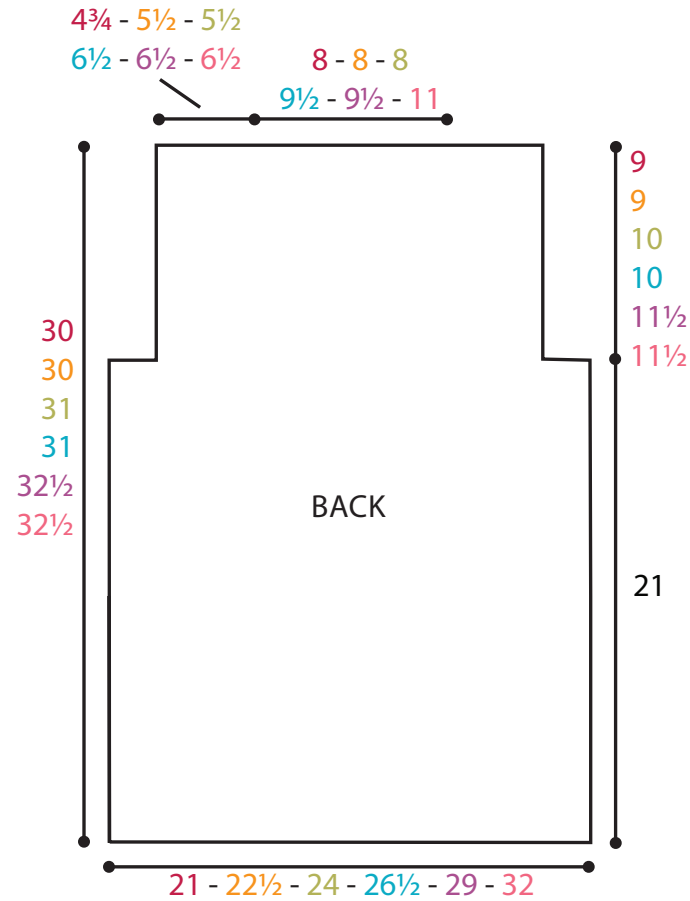
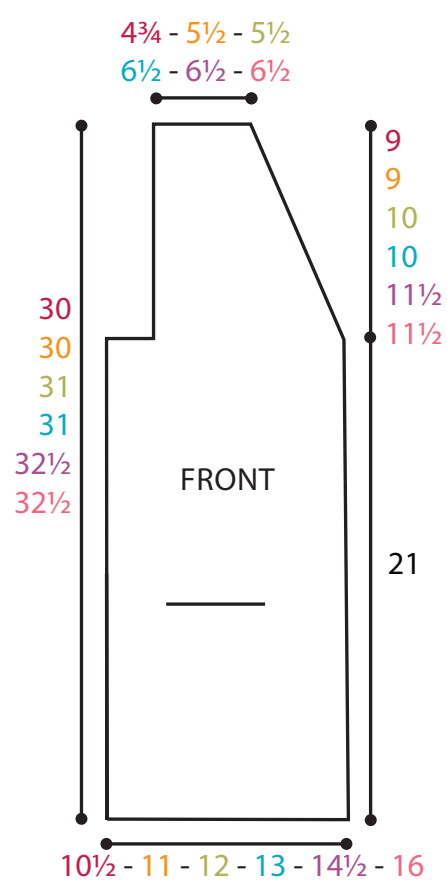
**Pocket Edging:** With RS facing, join MC with sl st in first unworked st of Pocket opening.

Ch 1. 1 sc in same sp as sl st. 1 sc in each st across. Turn. 19 sc.

**Next row:** Ch 1. 1 sc in back loop only of each st to end of row. Join B. Turn. Break MC.

With B, rep last row twice more. Fasten off.

Sew sides of Pocket Edging in position on RS. Sew Pocket Linings in position on WS.



FRONT



BACK

