

2 Color Version



3 Color Version



MATERIALS

Bernat® Softee® Chunky™ (3.5 oz/100 g; 108 yds/99 m)

2-Color Version:

Contrast A and C Natural (28008) **1 ball**

Contrast B Berry Red (28705) **1 ball**

3-Color Version:

Contrast A Glowing Gold (28607) **1 ball**

Contrast B Berry Red (28705) **1 ball**

Contrast C Black (28040) **1 ball**

Set of 4 size U.S. 11 (8 mm) double-pointed knitting needles **or size needed to obtain gauge**. Stitch marker.

ABBREVIATIONS:

Alt = Alternate

Approx = Approximately

Beg = Beginning

K = Knit

K1tbl = Knit next stitch through back of loop

K2tog = Knit next 2 stitches together

P = Purl

Rem = Remain(ing)

Rep = Repeat

Rnd(s) = Round(s)

Ssk = Slip next 2 stitches knitwise one at a time. Pass them back onto left-hand needle, then knit through back loops together

 KNIT | SKILL LEVEL: INTERMEDIATE

SIZE

One size to fit average adult.

GAUGE

11 sts and 14 rnds = 4" [10 cm] in stocking st

INSTRUCTIONS

With A, cast on 56 sts. Divide sts onto 3 needles, placing marker on first st.

1st rnd: *K1tbl. P1. Rep from * around.

Rep last rnd 7 times more. Break A.

With B, knit 13 rnds. Break B.

With C, knit in rnds until work from beg measures 7" [18 cm].

Shape crown: 1st rnd: *K2tog. K10. ssk. Rep from * around. 48 sts.

2nd and alt rnds: Knit.

3rd rnd: *K2tog. K8. ssk. Rep from * around. 40 sts.

5th rnd: *K2tog. K6. ssk. Rep from * around. 32 sts.

7th rnd: *K2tog. K4. ssk. Rep from * around. 24 sts.

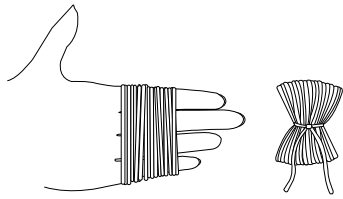
9th rnd: *K2tog. K2. ssk. Rep from * around. 16 sts.

10th rnd: *K2tog. Rep from * around. 8 sts.


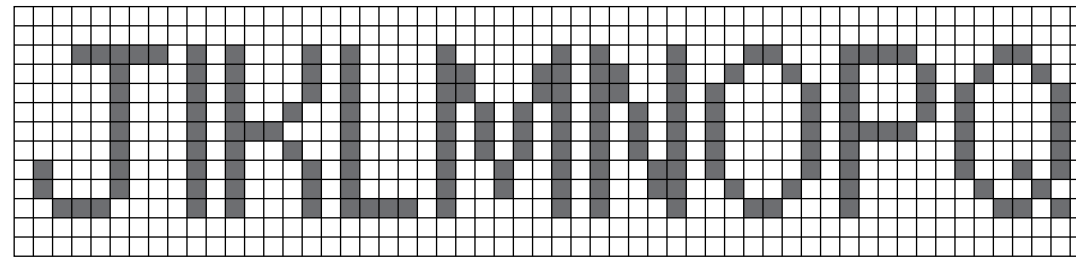

Break yarn leaving a long end. Thread end through rem sts and fasten securely.

BERNAT® STATE YOUR NATION KNIT HAT | KNIT

Pompom: With color of choice, wind yarn around 4 fingers approx 50 times. Remove from fingers and tie tightly in center. Cut through each side of loops. Trim to a smooth round shape. Sew pompom to top of Hat.



Letters: Using Letter Chart and C, duplicate st desired letters to front of Hat as shown in picture, centered in Contrast B section.



Duplicate St Diagram

