



**PATONS® BEEHIVE BABY SPORT™
ZOE BUNNY (TO KNIT)**

MEASUREMENT

Approx 10" [25.5 cm] tall, excluding ears.

MATERIALS

Patons® Beehive Baby Sport™ (100 g/3.5 oz; 328 m/359 yds)

Main Color (MC) Vintage Lace (09007) **1 ball**

Contrast A Precious Pink (09420) **1 ball**

Set of four size 3.25 mm (U.S. 3) double-pointed knitting needles **or size needed to obtain tension.** Stuffing. Stitch marker. 1 button. Small amount of black embroidery thread for eyes.

TENSION

28 sts and 38 rows = 4" [10 cm] in stocking stitch.

STITCH GLOSSARY

www.patonsyarns/abbreviations

Alt = Alternate(ing)

Approx = Approximate(ly)

Beg = Begin(ing)

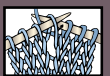
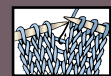
Dec = Decrease(ing)

Inc1 = Increase 1 stitch in next stitch by knitting into back and front of loop.

K = Knit

K2tog = Knit next 2 stitches together

M1 = Make 1 stitch by picking up loop lying before next stitch and knitting into back of loop.



P3tog = Purl next 3 stitches together

Pss0 = Pass slipped stitch over

Rem = Remain(ing)

Rep = Repeat

Rnd(s) = Round(s)

RS = Right side

Sl1 = Slip next stitch knitwise

Ssk = Slip next 2 stitches knitwise one at a time. Pass them back onto left-hand needle, then knit through back loops together.

St(s) = Stitch(es)

Tog = Together

WS = Wrong side

Yo = Yarn over

INSTRUCTIONS

Head

With MC and set of double-pointed needles, cast on 7 sts. Divide onto 3 needles (2, 2, 3) sts. Join in rnd, placing marker on first st.

1st rnd: Knit.

2nd rnd: *K1. M1. Rep from * around. 14 sts.

Rep last 2 rnds once more. 28 sts.

Knit 5 rnds even.

Next rnd: *M1. K2. Rep from * around. 42 sts.

Knit 13 rnds even.

Beg Dec: **1st rnd:** *K4. K2tog. Rep from * around. 35 sts.

2nd and alt rnds: Knit.

3rd rnd: *K5. K2tog. Rep from * around. 30 sts.

5th rnd: *K4. K2tog. Rep from * around. 25 sts.

Stuff Head

7th rnd: K1. *K2tog. Rep from * around. 13 sts.

9th rnd: K1. (K2tog) 6 times. 7 sts.

Break yarn, leaving a long end. Thread end through rem sts and fasten securely.

Body

With MC and set of double-pointed needles, cast on 8 sts. Divide onto 3 needles (2, 3, 3) sts. Join in rnd, placing marker on first st.

1st and alt rnds: Knit.

2nd rnd: *K1. M1. Rep from * around. 16 sts.

4th rnd: As 2nd rnd. 32 sts.

6th rnd: *K2. M1. Rep from * around. 48 sts.

8th rnd: *K3. M1. Rep from * around. 64 sts.

Knit 10 rnds even.

Next rnd: *K6. K2tog. Rep from * around. 56 sts. Knit 3 rnds even.

Next rnd: *K5. K2tog. Rep from * around. 48 sts. Knit 3 rnds even.

Next rnd: *K4. K2tog. Rep from * around. 40 sts. Knit 3 rnds even.



Beehive Baby Sport™
...a part of your life.

P.O. Box 40, Listowel ON N4W 3H3

www.patonsyarns.com



ZOE BUNNY 1 of 2

Next rnd: *K3. K2tog. Rep from * around. 32 sts. Knit 12 rnds even.

Stuff Body.

Next rnd: *K2. K2tog. Rep from * around. 24 sts.

Knit 2 rnds even.

Next rnd: *K1. K2tog. Rep from * around. 16 sts.

Stuff rem of Body. Cast off.

Sew Head to Body.

Ears (make 2 each with MC and A)

With pair of double-pointed needles, cast on 7 sts.

1st row: (RS). Knit.

2nd and alt rows: Purl.

3rd row: K3. M1. K1. M1. K3. 9 sts.

5th row: K4. M1. K1. M1. K4. 11 sts.

7th row: K5. M1. K1. M1. K5. 13 sts.

9th row: K6. M1. K1. M1. K6. 15 sts.

Beg with a purl row, work 15 rows even in stocking st.

Beg dec: 1st row: K1. ssk. Knit to last 3 sts. K2tog. K1.

2nd row: Purl.

3rd row: Knit.

4th row: Purl.

Rep last 4 rows twice more. 9 sts.

Next row: K1. ssk. Knit to last 3 sts. K2tog. K1.

Next row: Purl.

Rep last 2 rows once more. 5 sts.

Next row: K2tog. K1. ssk. 3 sts.

Next row: P3tog. Fasten off.

With WS tog, sew MC Ear to A Ear. Attach to Head as shown in picture.

Arms (make 2)

**With pair of double-pointed needles and MC, cast on 6 sts. Divide sts evenly on 3 needles (2 sts on each needle). Join in rnd, placing marker on first st.

1st and alt rnds: Knit.

2nd rnd: *K1. M1. Rep from * around. 12 sts.

4th rnd: *K2. M1. Rep from * around. 18 sts.

6th rnd: *K3. M1. Rep from * around. 24 sts.

8th and 9th rnds: Knit.

10th rnd: *K2. K2tog. Rep from * around. 18 sts.

11th rnd: K2tog. (K3. K2tog) 3 times. K1. 14 sts.**

Knit even in rnds until Arm measures 4" [10 cm], stuffing Arm lightly as you work. Cast off.

Legs (make 2)

Work from ** to ** as given for Arms.

Knit even in rnds until Leg measures 5" [12.5 cm], stuffing Leg lightly as you work. Cast off.

Dress

With pair of double-pointed needles and A, cast on 48 sts.

1st row: (WS). Knit.

2nd row: K2. yo. K2tog (buttonhole made). Knit to end of row.

3rd and 4th rows: Knit.

5th row: K2. Purl to last 2 sts. K2.

6th row: Knit.

Rep last 2 rows twice more. **Do not** turn at end of last row.

Divide sts evenly onto 3 needles (16 sts on each needle). Place marker on 1st st and join to beg working in rnds.

1st rnd: *K1. Inc1 in next st. Rep from * around. 72 sts.

2nd rnd: *yo. K1. Sl1. K2tog. pssso. K1. yo. K1. Rep from * around.

3rd rnd: Knit.

Rep last 2 rnds until Dress measures 4½" [11.5 cm], ending on a 3rd rnd. Cast off loosely.

Straps (make 2)

With pair of double-pointed needles and A, cast on 12 sts.

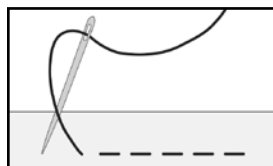
Knit 2 rows. Cast off.

Sew Straps to cast on edge of Dress. Sew button on back of Dress to correspond to buttonhole.

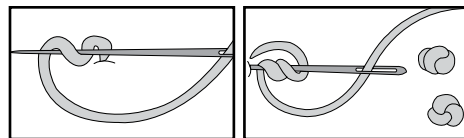
FINISHING

Attach Arms to sides of Body. Attach Legs to bottom of Body. With A, embroider nose and mouth, using straight st. With black embroidery floss, embroider eyes using French knots.

STRAIGHT STITCH



FRENCH KNOT STITCH



Patons

Beehive Baby Sport™

...a part of your life.

P.O. Box 40, Listowel ON N4W 3H3

www.patonsyarns.com



ZOE BUNNY 2 of 2