



KNIT | SKILL LEVEL: INTERMEDIATE

ABBREVIATIONS

Alt = Alternate
Beg = Begin(ning)
Cont = Continue(ity)
K = Knit
K2tog = Knit next 2 stitches together

P = Purl
Rem = Remain(ing)
Rnd(s) = Round(s)
Rep = Repeat
St(s) = Stitch(es)

SIZE

One size to fit adult.

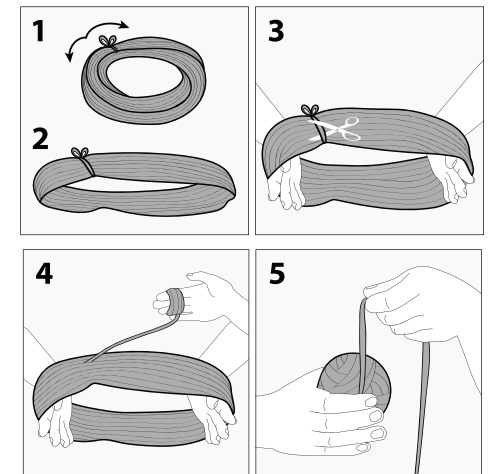
GAUGE

15 sts and 20 rows = 4" [10 cm] with larger needles in stocking stitch.

INSTRUCTIONS

Notes:

- Before working with Caron x Pantone multi-shade yarn braid, separate each color link and wind into 5 separate balls.



MATERIALS

Caron® x Pantone™ (3.5 oz /100 g;127 yds/116 m)
 Sunset Streak (01042) **1 braid**

Set of 4 sizes U.S. 9 (5.5 mm) and U.S. 10 (6 mm) double-pointed knitting needles **or size needed to obtain gauge.** Stitch marker.

A - 19-0315 B - 18-1163 C - 16-0737 D - 17-1452 E - 14-0955

CARON® GRAPHIC KNIT FAIR ISLE HAT

- Each color link will be referenced by its Pantone color # (see label)
- Designate each different shade of the 5 separate yarn balls as Contrast A, B, C, D and E as noted in Materials section (or as desired).
- Due to finite amount of yarn in each shade, pattern gauge must be matched to ensure successful results
- When working from charts, carry yarn not in use loosely across WS of work. The colors are never twisted around one another.

HAT

With A and set of smaller double-pointed needles, cast on 72 sts. Divide sts evenly over 3 needles (24-24-24). Join in rnd, placing marker on first st.

1st to 11th rnds: *K3. P1. Rep from * around. Break A.

Change to larger set of needles.

Next 3 rnds: With A, K1. *With B, K1. With A, K3. Rep from * to last 3 sts. With B, K1. With A, K2.

Knit rnds 1 to 25 of Chart, reading rows from right to left, noting 4-st rep will be worked 18 times.

Shape top: 1st rnd: With E, *K7. K2tog. Rep from * around. 64 sts.

2nd and 3rd rnds: *With E, K3. With B, K1. Rep from * around.

4th rnd: *With D, K1. With B, K1. Rep from * around.

5th and 6th rnds: *With D, K1. With B, K1. With D, K2. Rep from * around.

7th rnd: With D, *K6. K2tog. Rep from * around. 56 sts.

8th and 9th rnds: *With D, K3. With E, K1. Rep from * around.

10th rnd: *With C, K1. With E, K1. Rep from * around.

11th and 12th rnds: *With C, K1. With E, K1. With C, K2. Rep from * around.

13th rnd: With C, *K5. K2tog. Rep from * around. 48 sts.

14th rnd: With C, knit.

15th rnd: With C, *K4. K2tog. Rep from * around. 40 sts.

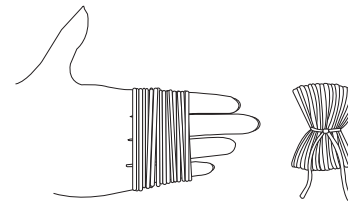
16th rnd: With D, *K3. K2tog. Rep from * around. 32 sts.

17th rnd: With D, *K2. K2tog. Rep from * around. 24 sts.

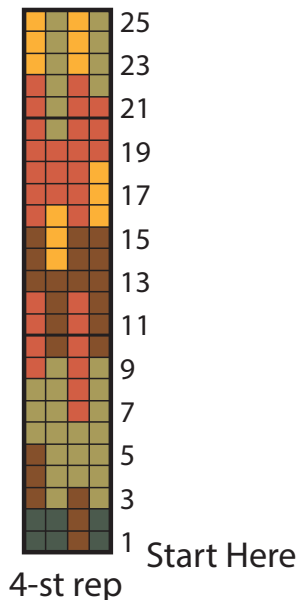
18th rnd: With D, *K1. K2tog. Rep from * around. 16 sts.

Break yarn, leaving a long end. Thread end through rem sts and draw up tightly. Fasten securely.

Pom-pom: Wind B and E around 4 fingers until all yarn is used. Remove from fingers and tie tightly in center. Cut through each side of loops. Trim to a smooth round shape. Sew to top of Hat.



CHART



Key

- = A
- = B (shown darker for clarity)
- = C
- = D
- = E