



SIZES

6 (12-18-24) mos

To fit chest measurement: 17 (18-19-21)" [43 (45.5-48-53.5) cm]

Finished chest: 20 (22-23-25)" [51 (56-58.5-63.5) cm]

MATERIALS

Bernat® Li'l Tots™ (100 g/3.5 oz; 173 m/190 yds)

Sizes **6 12 18 24 mos**



All Blue (42128)

or



Sweet Pea (42414) **2 2 2 3 balls**

Size 5 mm (U.S. 8) circular knitting needle 24" [60 cm] long **or size needed to obtain gauge.** 4 buttons.

GAUGE

16 sts and 30 rows = 4" [10 cm] in garter stitch.

ABBREVIATIONS

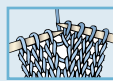
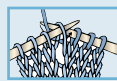
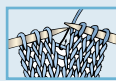
www.bernat.com/abbreviations

Alt = Alternate(ing)

Cont = Continue

K = Knit

M1 = Make 1 stitch by picking up horizontal loop lying before next stitch and purling into back of loop.



Pat = Pattern

RS = Right side

PM = Place marker

St(s) = Stitch(es)

Rep = Repeat

Yo = Yarn over

INSTRUCTIONS

The instructions are written for smallest size. If changes are necessary for larger sizes the instructions will be written thus (). When only one number is given, it applies to all sizes.

Notes: Garment is worked in rows from neck edge down.

First buttonhole is established in pat. Next 3 buttonholes will be spaced 3 (3-3½-3¾)" [7.5 (7.5-9-9.5) cm] from previous buttonhole.

Cast on **51 (51-51-55)** sts. **Do not** join in rnd. Working back and forth across needle in rows, knit 3 rows (garter st).

Next row: (RS). (Buttonhole row). K2. Cast off 2 sts. Knit to end of row.

Next row: Knit, casting on 2 sts over cast off sts.

Proceed as follows: **1st row:** (RS). K**10 (10-10-11)**. M1. PM on last st. K**9**. M1. PM on last st. K**13 (13-13-15)**. M1. PM on last st. K**9**. M1. PM on last st. K**10 (10-10-11)**. **55 (55-55-59)** sts.

2nd and alt rows: Knit. **3rd row:** (Knit to marked st. yo. K1. yo) 4 times. Knit to end of row. Rep last 2 rows 11 times more, noting position of buttonholes. **151 (151-151-155)** sts.

Sizes 12, 18 and 24 mos only: Knit 3 rows.

Next row: (Knit to marked st. yo. K1. yo) 4 times. Knit to end of row.

Rep last 4 rows (0-1-2) time(s) more. (159-167-179) sts.

All sizes: Knit 1 row. Break yarn.

Divide for Fronts, Back and Sleeves: Slip first **23 (24-25-26)** sts of Left Front onto length of yarn. K**33 (35-36-39)** for Left Sleeve. Slip next **39 (41-45-49)** sts onto length of yarn for Back. With 2nd ball of yarn, K**33 (35-36-39)** for Right Sleeve. Slip last **23 (24-25-26)** sts onto length of yarn for Right Front.

Work Sleeves in garter st, dec 1 st each end of needle on 11th and every following **10th (12th-10th-12th)** row until there are **27 (27-28-31)** sts.

Cont even until Sleeve measures **6½ (7½-8½-9½)" [16.5 (19-21.5-24) cm]**, ending with a RS row. Cast off.

Body: With RS facing, K**23 (24-25-26)** of Left Front. K**39 (41-45-49)** of Back. K**23 (24-25-26)** of Right Front. **85 (89-95-101)** sts.

Cont in garter st until work from dividing row measures **6 (7-8½-9½)" [15 (18-21.5-24) cm]**, ending with a RS row. Cast off.

Sew Sleeve seams. Sew buttons to correspond to buttonholes.