



### Week 3 - Alpine Section

**27th rnd:** Join B with sl st to corner ch-2 sp. Ch 1. (1 sc. Ch 2. 1 sc) in same sp as sl st. \*1 sc in each sc to next corner ch-2 sp.\*\* (1 sc. Ch 2. 1 sc) in corner ch-2 sp. Rep from \* twice more, then from \* to \*\* once. Join. Fasten off. 82 sc each side.

#### TIP

- In 28th rnd, an odd number of sts each side is required. Note corners are (1 dc. Ch 2. 2 dc).

**28th rnd:** Join A with sl st to corner ch-2 sp. Ch 3. 1 dc in same sp as sl st. \*1 dc in each sc to next corner ch-2 sp.\*\* (1 dc. Ch 2. 2 dc) in corner ch-2 sp. Rep from \* twice more, then from \* to \*\* once more. 1 dc in first ch-2 sp. Ch 2. Join. Fasten off. 85 dc each side.

**29th rnd:** Join C with sl st to corner ch-2 sp. Ch 3. 1 dc in same sp as sl st. [\*1 dcfp around post of next dc. 1 dc in each sc to corner ch-2 sp. \* (2 dc. Ch 2. 2 dc) in corner ch-2 sp] 3 times. Rep from \* to \*\* once more. 2 dc in first corner ch-2 sp. Ch 2. Join. Fasten off. 89 sts each side.

**30th rnd:** Join A with sl st to corner ch-2 sp. Ch 1. (1 sc. Ch 2. 1 sc) in same sp as sl st. \*1 sc in each st to next corner ch-2 sp.\*\* (1 sc. Ch 2. 1 sc) in corner ch-2 sp. Rep from \* twice more, then from \* to \*\* once. Join. Fasten off. 91 sc each side.

**31st rnd:** Join B with sl st to corner ch-2 sp. Ch 3. 1 dc in same sp as sl st. 1 dc in each sc to corner ch-2 sp. \*(2 dc. Ch 2. 2 dc) in corner ch-2 sp. 1 dc in each sc to corner ch-2 sp. Rep from \* twice more. 2 dc in first ch-2 sp. Ch 2. Join. Fasten off. 95 dc each side.

**32nd rnd:** Join A with sl st to corner ch-2 sp. Ch 1. (1 sc. Ch 2. 1 sc) in same sp as sl st. \*1 sc in next dc. 1 trfp around 2nd sc 2 rows below. (Skip next dc on working row behind just made st. 1 sc in each of next 3 dc. 1 trfp2tog over same sc as last trfp worked

and 4th sc 2 rows below) 22 times. Skip next dc on working row behind just made st. 1 sc in each of next 3 dc. 1 trfp over same sc as last trfp2tog worked. Skip next dc. 1 sc in next dc.\*\* (1 sc. Ch 2. 1 sc) in corner ch-2 sp. Rep from \* twice more, then from \* to \*\* once more. Join. Fasten off. 97 sts each side.

#### TIP

- When making hdc corners, mark tops of hdc stitches as you crochet so you can clearly see where sides start and end. This will help you avoid skipping or adding stitches in next round.

**33rd rnd:** Join D with sl st to corner ch-2 sp. Ch 3. 1 dc in same sp as sl st. [\*1 dc in each sc to corner ch-2 sp.\*\* (2 dc. Ch 2. 2 dc) in corner ch-2 sp] 3 times. Rep from \* to \*\* once more. 2 dc in first ch-2 sp. Join with hdc to first dc. **Do not** fasten off. 101 dc each side.

**34th rnd:** Ch 1. 1 sc around post of joining hdc. \*1 sc in each dc to corner ch-2 sp.\*\* (1 sc. Ch 2. 1 sc) in corner ch-2 sp. Rep from \* twice more, then from \* to \*\* once. 1 sc around post of joining hdc. Ch 2. Join. Fasten off. 103 sc each side.

**35th rnd:** Join C with sl st to corner ch-2 sp. Ch 1. 1 hdc in same sp as sl st. 1 dc in next sc. 1 dcfp around post of first dc 2 rnds below. [\*Skip next sc on working row behind just made st. 1 dc in next sc. 1 dcfp around post of next dc 2 rnds below. Rep from \* to 1 sc before corner ch-2 sp. 1 dc in next sc.\*\* (1 hdc. Ch 2. 1 hdc) in corner ch-2 sp] 3 times. Rep from \* to \*\* once more. 1 hdc in first ch-2 sp. Join with hdc to first hdc. 105 sts each side.

**36th rnd:** As 34th rnd. 107 sc each side.

**37th rnd:** Join D with sl st to corner ch-2 sp. Ch 1. 1 hdc in same sp as sl st. 1 dc in each of next 2 sc. 1 dcfp around first dc 2 rnds below. [\*Skip next sc on working row behind just made st. 1 dc in next sc. 1 dcfp around post of next dc 2 rnds below. Rep from \* to 2 sts before corner ch-2 sp. 1 dc in each of next 2 sc.\*\* (1 hdc. Ch 2. 1 hdc) in corner ch-2 sp] 3 times. Rep from \* to \*\* once more. 1 hdc in first ch-2 sp. Ch 2. Join with hdc to first hdc. 109 sts each side.

**38th rnd:** As 34th rnd. 111 sc each side. **Turn.**

## Houndstooth Stitching Rounds Begin

### TIP

- Work houndstooth stitch for next 3 rnds. This requires turning Afghan over between rounds (WS and RS) in order to achieve correct houndstooth stitch.

**39th rnd:** (WS). Join B with sl st to corner ch-2 sp. Ch 1. 1 sc in same sp as sl st. 1 dc in next sc. [\*1 sc in next sc. 1 dc in next sc.\* Rep from \* to \* to next corner ch-2 sp. (1 sc. Ch 2. 1 sc) in corner ch-2 sp] 3 times. Rep from \* to \* to first corner ch-2 sp. 1 sc in first ch-2 sp. Join with 1 hdc to first sc. 113 sts each side. **Turn.**

**40th rnd:** (RS). Ch 1. 1 sc around post of joining hdc. 1 dc in next sc. [\*1 sc in next dc. 1 dc in next sc. Rep \* to next corner ch-2 sp.\*\* (1 sc. Ch 2. 1 sc) in corner ch-2 sp] 3 times. Rep from \* to \*\* once more. 1 sc in first ch-2 sp. Ch 2. Join. Fasten off. 115 sts each side. **Turn.**

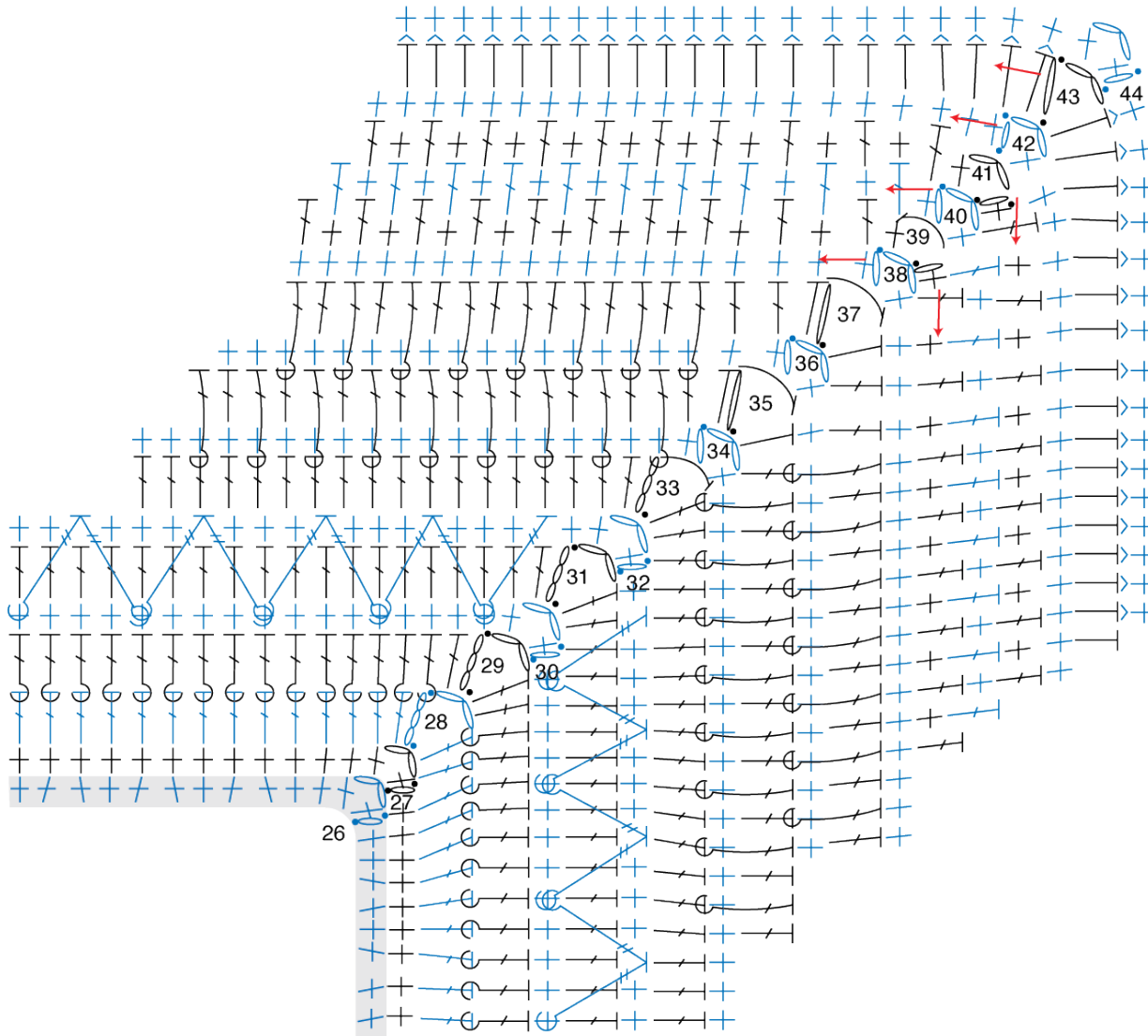
**41st rnd:** (WS). Join A with sl st to corner ch-2 sp. Ch 1. 1 sc in same sp as sl st. 1 dc in next sc. [\*1 sc in next sc. 1 dc in next sc.\* Rep from \* to \* to next corner ch-2 sp. (1 sc. Ch 2. 1 sc) in corner ch-2 sp] 3 times. Rep from \* to \* once more. 1 sc in first ch-2 sp. Join. Fasten off. 117 sts each side. **Turn.**

**42nd rnd:** (RS). Join C with sl st to corner ch-2 sp. Ch 1. (1 sc. Ch 2. 1 sc) in same sp as sl st. \*1 sc in each sc to next corner ch-2 sp.\*\* (1 sc. Ch 2. 1 sc) in corner ch-2 sp. Rep from \* twice more, then from \* to \*\* once more. Join. Fasten off. 119 sc each side. **Do not turn.**


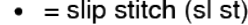
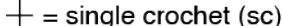



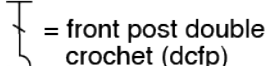
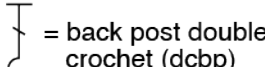




**43rd rnd:** Join D with sl st to corner ch-2 sp. Ch 1. 1 hdc in same sp as sl st. \*1 hdc in each sc to next corner ch-2 sp.\*\* (1 hdc. Ch 2. 1 hdc) in corner ch-2 sp. Rep from \* twice more, then from \* to \*\* once. 1 hdc in first ch-2 sp. Join. Fasten off. 121 hdc each side.

**44th rnd:** Join C with sl st to corner ch-2 sp. Ch 1. (1 sc. Ch 2. 1 sc) in same sp as sl st \*1 camel st in each hdc to corner ch-2 sp\*\* (1 sc. Ch 2. 1 sc) in corner ch-2 sp. Rep from \* twice more, then from \* to \*\* once. Join. Fasten off. 123 sc each side. **Turn.**

WEEK 3



RNDS 27-44

- STITCH KEY**
-  = chain (ch)
  -  = slip stitch (sl st)
  -  = single crochet (sc)
  -  = camel stitch (camel st)
  -  = half double crochet (hdc)
  -  = double crochet (dc)
  -  = front post double crochet (dcfp)
  -  = back post double crochet (dcbp)
  -  = front post treble crochet (trfp)
  -  = front post treble crochet 2 together (trfp2tog)
-   = direction of work