



**PATONS® ASTRA
KNIT BOLERO
(TO KNIT)**

SIZES

To fit chest measurement

2 yrs 21 ins [53.5 cm]

4 yrs 23 ins [58.5 cm]

6 yrs 25 ins [63.5 cm]

8 yrs 26½ ins [67.5 cm]

10 yrs 28 ins [71 cm]

Finished chest

2 yrs 21 ins [53.5 cm]

4 yrs 23 ins [58.5 cm]

6 yrs 25 ins [63.5 cm]

8 yrs 26½ ins [67.5 cm]

10 yrs 28 ins [71 cm]

MATERIALS

Patons® Astra (50 g/1.75 oz)

Sizes: **2 (4-6-8-10) yrs**

(Pink) **3 (3-4-4-5) balls**

Size 4 mm (U.S. 6) knitting needles **or**
size needed to obtain tension.

1 button.

TENSION

22 sts and 28 rows = 4 ins [10 cm] in
stocking st.

ABBREVIATIONS

Alt = Alternate.

Beg = Beginning.

Cont = Continue(ity).

Dec = Decrease.

Inc = Increase 1 stitch by knitting into
front and back of next st.

K = Knit.

K2tog = Knit next 2 stitches
together.

M1 = make one stitch by picking up
horizontal loop lying before next stitch
and knitting into back of loop.

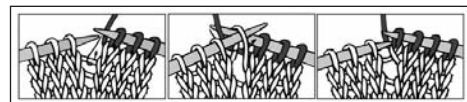
P = Purl.

P2tog = Purl next 2 stitches together.

P2togtbl = Purl next 2 stitches together
through back loops.

Pat = Pattern.

Pssso = Pass slipped stitch over.



Rem = Remaining.

Rep = Repeat.

RS = Right side.

Sl1 = Slip next stitch knitwise.

St(s) = Stitch(es).

Tog = Together.

WS = Wrong side.

INSTRUCTIONS

The instructions are written for smallest
size. If changes are necessary for larger
size(s) the instructions will be written thus
(). Numbers for each size are shown in the
same color throughout the pattern. When
only one number is given in black, it applies
to all sizes.

LEFT FRONT

Cast on **12 (14-14-15-17)** sts.

1st, 3rd, and 5th rows: (RS). Knit.

2nd row: Cast on 5 sts. Purl to end of
row. **17 (19-19-20-22)** sts.

4th row: Cast on **4 (5-5-5-5)** sts. Purl to
end of row. **21 (24-24-25-27)** sts.

6th row: Cast on **4 (4-4-5-5)** sts. Purl to
end of row. **25 (28-28-30-32)** sts.

7th row: Knit to last 2 sts. M1. K2.

8th row: Purl.

Rep last 2 rows **3 (3-6-6-6)** times more.

29 (32-35-37-39) sts.

Shape armhole and V-Neck: 1st row:

(RS). Cast off **3 (4-4-4-4)** sts. Knit to end
of row.

2nd row: Purl.

3rd row: K2. K2tog. Knit to last 4 sts. Sl1.
K1. pssso. K2 (neck edge).

4th row: Purl.

Rep last 2 rows **2 (2-3-3-3)** times more.

20 (22-23-25-27) sts.

Dec 1 st at neck edge only, as before, on
next and every following alt row **7 (6-8-7-
8)** times more, then every following 4th
row **1 (3-1-3-3)** time(s). **11 (12-13-14-15)**
sts.

Cont even until armhole measures **41/2
(5-51/2-6-61/2)** ins [**11.5 (12.5-14-15-
16.5)** cm], ending with RS facing for next
row.



Shape shoulder: Cast off **5 (6-6-7-7)** sts beg next row. Work 1 row even. Cast off rem **6 (6-7-7-8)** sts.

RIGHT FRONT

Cast on **12 (14-14-15-17)** sts.

1st and alt rows: (WS). Purl.

2nd row: Cast on 5 sts. Knit to end of row. **17 (19-19-20-22)** sts.

4th row: Cast on **4 (5-5-5-5)** sts. Knit to end of row. **21 (24-24-25-27)** sts.

6th row: Cast on **4 (4-4-5-5)** sts. Knit to end of row. **25 (28-28-30-32)** sts.

8th row: K2. M1. Knit to end of row.

9th row: Purl.

Rep last 2 rows **3 (3-6-6-6)** times more. **29 (32-35-37-39)** sts.

Shape armhole and V-neck:

1st row: (RS). Knit.

2nd row: Cast off **3 (4-4-4-4)** sts. Purl to end of row.

3rd row: K2. K2tog (neck edge). Knit to last 4 sts. Sl1. K1. pssso. K2.

4th row: Purl.

Rep last 2 rows **2 (2-3-3-3)** times more. **20 (22-23-25-27)** sts.

Dec 1 st at neck edge only, as before, on next and every following alt row **7 (6-8-7-8)** times more, then every following 4th row **1 (3-1-3-3)** time(s). **11 (12-13-14-15)** sts.

Cont even until armhole measures **41/2 (5-51/2-6-61/2)** ins [**11.5 (12.5-14-15-16.5)** cm], ending with WS facing for next row.

Shape shoulder: Cast off **5 (6-6-7-7)** sts beg next row. Work 1 row even. Cast off rem **6 (6-7-7-8)** sts.

BACK

Cast on **57 (63-69-73-77)** sts.

Beg with a knit row, work **14 (14-20-20-20)** rows in stocking st.

Shape armholes: Cast off **3 (4-4-4-4)** sts beg next 2 rows. **51 (55-61-65-69)** sts.

Next row: K2. K2tog. Knit to last 4 sts. Sl1. K1. pssso. K2.

Next row: Purl.

Rep last 2 rows **2 (2-3-3-3)** times more. **45 (49-53-57-61)** sts.

Cont even until armhole measures **41/2 (5-51/2-6-61/2)** ins [**11.5 (12.5-14-15-16.5)** cm], ending with RS facing for next row.

Shape neck and shoulder:

1st row: K**13 (14-15-16-17)**. K2tog. Turn. Leave rem sts on a spare needle.

2nd row: P2tog. Purl to end of row.

3rd row: Cast off **5 (6-6-7-7)** sts. Knit to last 2 sts. K2tog.

4th row: P2tog. Purl to end of row. Cast off rem **6 (6-7-7-8)** sts.

Rejoin yarn to rem sts and cast off next **15 (17-19-21-23)** sts. Sl1. K1. pssso. Knit to end of row. **14 (15-16-17-18)** sts.

Next row: Purl to last 2 sts. P2togtbl.

Next row: Sl1. K1. pssso. Knit to end of row.

Next row: Cast off **5 (6-6-7-7)** sts. Purl to last 2 sts. P2togtbl.

Next row: Knit. Cast off rem **6 (6-7-7-8)** sts.

SLEEVES

Cast on **27 (33-39-39-39)** sts.

1st row: (RS). K3. *P3. K3. Rep from * to end of row.

2nd row: P3. *K3. P3. Rep from * to end of row.

Rep last 2 rows for (K3. P3) ribbing until work from beg measures **21/2 (21/2-3-3-3)** ins [**6 (6-7.5-7.5-7.5)** cm], ending with RS facing for next row and **inc 3 (inc 1-dec 1-dec 1-inc 1)** st(s) evenly across last row. **30 (34-38-38-40)** sts.

Beg with a knit row, work 4 rows in stocking st.

Next row: K2. M1. Knit to last 2 sts. M1. K2. **32 (36-40-40-42)** sts.

Inc 1 st, as before, at each end of every following **12th (10th-12th-8th-8th)** row **2 (3-3-6-8)** times more. **36 (42-46-52-58)** sts.

Cont even until work from beg measures **7 (9-111/2 -13-141/2)** ins [**18 (23-29-33-37)** cm], ending with RS facing for next row.

Shape top: Cast off **2 (3-3-3-3)** sts beg next 2 rows. **32 (36-40-46-52)** sts.

Next row: K2. K2tog. Knit to last 4 sts. Sl1. K1. pssso. K2.

Work 3 rows even.

Rep last 4 rows to **26 (32-36-42-48)** sts.

Dec 1 st each end of needle as before on next and every following alt row to **18 (18-18-28-36)** sts.

Work 1 row even.

Next row: Sl1. K1. pssso. Knit to last 2 sts. K2tog.

Next row: P2tog. Purl to last 2 sts. P2togtbl.

Rep last 2 rows to 12 sts. Cast off.

FINISHING

Pin garment pieces to measurements. Cover with a damp cloth, leaving cloth to dry.

Sew shoulder seams. Sew in sleeves.
Sew side and sleeve seams.

Edging: Note position of buttonhole at Right Front worked as follows:

Next row: (RS). (Buttonhole row). Pat 4 (5-5-6-6) sts. Cast off 2 sts. Pat to end of row.

Next row: Work in pat, casting on 2 sts over cast off sts.

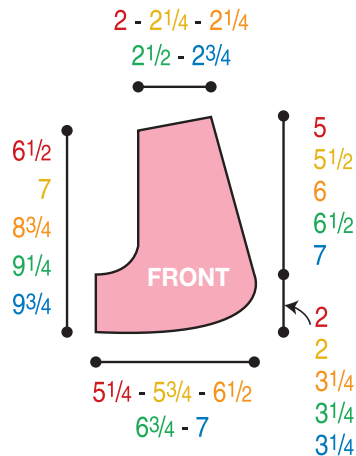
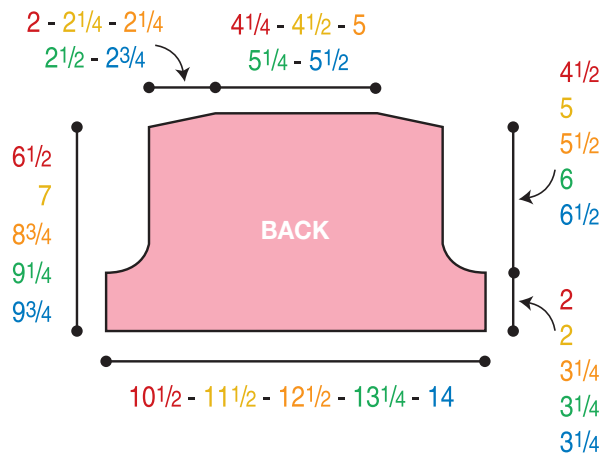
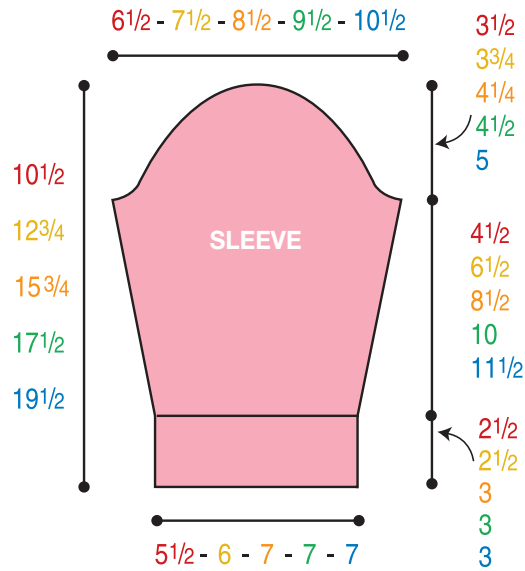
Cast on 9 (11-11-13-13) sts.

Work 4 rows in stocking st (knit on RS and purl on WS).

Work 4 rows in reverse stocking st (purl on RS and knit on WS).

Rep last 8 rows of Ridge Pat until work fits outer edge of Body and noting position of buttonhole at beg of Right Front V-neck shaping. Beg at right side seam, sew Edging in position as you work, easing to fit as necessary and ending with 8th row of pat. Cast off.

Sew cast on and cast off edges tog. Sew button to correspond to button-hole.



Patons

... a part of your life.

P.O. Box 40, Listowel ON N4W 3H3