

Version 1



Version 2



Version 3



MATERIALS

Bernat® Blanket™ (10.5 oz/300 g; 220 yds/201 m)

Version 1

Pumpkin Spice (10880) **9 balls or 1875 yds/1715 m**

Version 2

Vintage White (10006) **9 balls or 1875 yds/1715 m**

Version 3

Terracotta Rose (10880) **9 balls or 1875 yds/1715 m**

Size U.S. H/8 (5 mm) crochet hook **or size needed to obtain gauge.**



CROCHET | SKILL LEVEL: **INTERMEDIATE**

ABBREVIATIONS

Approx = Approximately

Ch = Chain(s)

Beg = Begin(ning)

Dcbp = Yoh and draw up a loop around post of next stitch at back of work, inserting hook from right to left. (Yoh and draw through 2 loops on hook) twice.

Dcftp = Yoh and draw up a loop around post of next stitch at front of work, inserting hook from right to left. (Yoh and draw through 2 loops on hook) twice.

Dtrfp = (Yoh) 3 times and draw up a loop around post of indicated stitch at front of work, inserting hook from right to left. (Yoh and draw through 2 loops on hook) 4 times.

Hdc = Half double crochet

Rep = Repeat

Sc = Single crochet

Sl st = Slip stitch

St(s) = Stitch(es)

WS = Wrong side

Yoh = Yarn over hook

MEASUREMENTS

Approx 50" x 58" [127 x 147.5 cm].

GAUGE

7 sc and 8 rows = 4" [10 cm].

INSTRUCTIONS

Note: Ch 2 at beg of row does not count as hdc.

Ch 102. See chart on page 2.

1st row: (WS). 1 hdc in 3rd ch from hook. 1 hdc in each ch to end of chain. Turn. 100 hdc.

2nd row: Ch 2. 1 hdc in each of next 4 hdc. *(1 dcfp around next st) twice. 1 hdc in each of next 4 hdc. Skip next 4 sts. (Dtrfp around next st) 4 times. Working in front of sts just worked, 1 dtrfp around each of 4 skipped sts. 1 hdc in each of next 4 hdc. Rep from * to last 6 sts. (1 dcfp around next st) twice. 1 hdc in each of next 4 hdc. Turn.

3rd row: Ch 2. 1 hdc in each of next 4 sts. *(1 dcbp around next st) twice. 1 hdc in each of next 4 sts. 1 dcbp around each of next

8 sts. 1 hdc in each of next 4 sts. Rep from * to last 6 sts. (1 dcbp around next st) twice. 1 hdc in each of next 4 sts. Turn.

4th row: Ch 2. 1 hdc in each of next 4 sts. *(1 dcfp around next st) twice. 1 hdc in each of next 4 sts. 1 dcfp around each of next 8 sts. 1 hdc in each of next 4 sts. Rep from * to last 6 sts. (1 dcfp around next st) twice. 1 hdc in each of next 4 sts. Turn.

5th row: As 3rd row.

Rep 2nd to 5th rows until work from beg measures approx 58" [147.5 cm], ending on 3rd row. **Do not** fasten off. Proceed as follows:

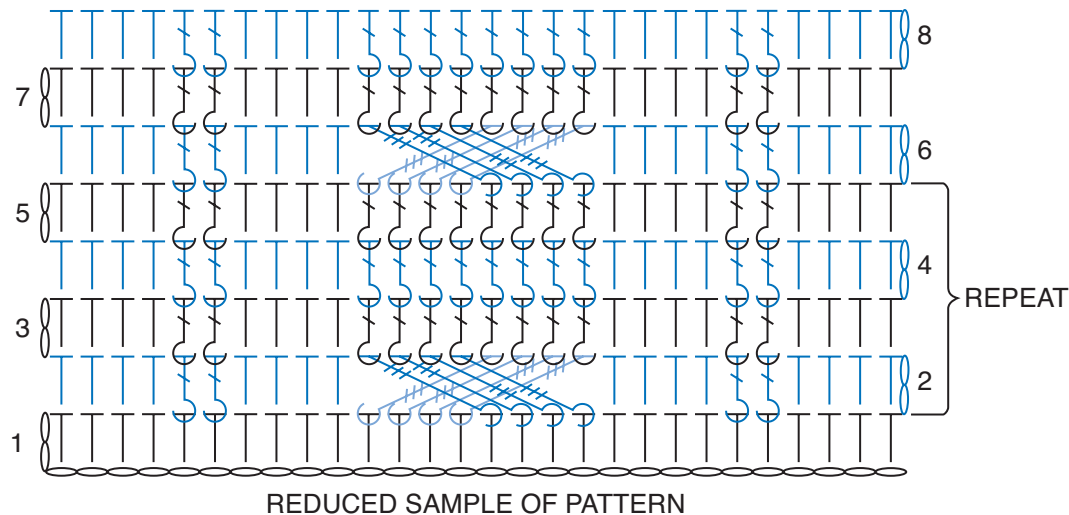
Top Fringe

****1st row:** Ch 1. 1 sc in each st to end of row. Turn. 100 sc.






2nd row: Ch 1. *(Sl st in next sc. Draw up a loop 16" [40.5 cm] long. Twist loop 40 times. Sl st in same st, allowing twisted loop to coil around itself) twice. Sl st in next sc. Rep from * to last st. Sl st in next sc. Draw up a loop 16" [40.5 cm] long. Twist loop 40 times. Sl st in same st, allowing twisted loop to coil around itself. Fasten off.**

Bottom Fringe

With RS facing, join yarn with sl st to last ch of foundation ch. Work from ** to ** as given for Top Fringe.



STITCH KEY

-  = chain (ch)
-  = half double crochet (hdc)
-  = front post double crochet (dcfp)
-  = back post double crochet (dcbp)
-  = front post double treble crochet (dtrfp)