



MATERIALS

Caron® Simply Soft Stripes™ (5 oz/141 g; 235 yds/215 m)

Times Square (19006)

4 balls

Size U.S. J/10 (6 mm) crochet hook **or size needed to obtain gauge.**
Stitch marker.



CROCHET | SKILL LEVEL: **EASY**

ABBREVIATIONS

Approx =

Approximately

Beg = Begin(ning)

Ch = Chain(s)

Cont = Continue(ity)

Dc = Double crochet

Hdc = Half double

crochet

Hdcfp = Yoh and

draw up a loop

around post of next

stitch at front of work,

inserting hook from

right to left. Yoh and

draw through all

loops on hook

Pat = Pattern

PM = Place marker

Rem = Remaining

Rep = Repeat

RS = Right side

Sc = Single crochet

Sp(s) = Space(s)

St(s) = Stitch(es)

WS = Wrong side

Yoh = Yarn over hook

MEASUREMENTS

Approx 60" [152.5 cm] wide x 30"
[76 cm] deep, excluding tassels.

GAUGE

12 sc and 15 rows = 4" [10 cm].

INSTRUCTIONS

Note:

- Ch 2 at beg of row **does not** count as hdc.
- Move marker each row to center ch-2 sp.

SHAWL

Ch 4. See diagram on page 2.

1st row: (RS). 4 dc in 4th ch from hook. Turn. 5 dc.

2nd row: Ch 2 (**does not** count as st). 2 hdc in first dc. 1 hdc in next dc. (1 hdc. Ch 2. 1 hdc) in next dc. PM on ch-2 sp for center. 1 hdc in next dc. 2 hdc in last dc. Turn.

3rd row: Ch 2. 2 hdc in first hdc. 1 hdc in each of next 3 hdc. (1 hdc. Ch 2. 1 hdc) in next ch-2 sp. 1 hdc in each of next 3 hdc. 2 hdc in last hdc. Turn.

4th row: Ch 3 (counts as dc). 1 dc in first hdc. Ch 1. (1 dc in next hdc. Ch 1. Skip next hdc) twice. 1 dc in next hdc. Ch 1. (1 dc. Ch 2. 1 dc) in next ch-2 sp. Ch 1. (1 dc in next hdc. Ch 1. Skip next hdc) twice. 1 dc in next hdc. Ch 1. 2 dc in last hdc. Turn.

5th row: Ch 3. 1 dc in first dc. 1 dc in each st to center ch-2 sp. (1 dc. Ch 2. 1 dc) in next ch-2 sp. 1 dc in each st to last ch 3. 2 dc in top of ch 3. Turn.

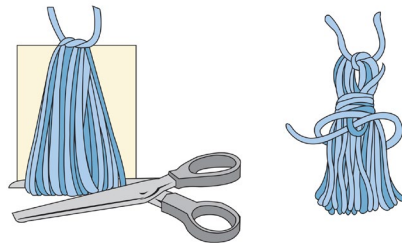
6th row: Ch 2. 2 hdc in first dc. 1 hdcfp around each dc to center ch-2 sp. (1 hdc. Ch 2. 1 hdc) in ch-2 sp. 1 hdcfp around each dc to last dc. 2 hdc in last dc. Turn.

7th row: Ch 2. 2 hdc in first hdc. 1 hdc in each st to center ch-2 sp. (1 hdc. Ch 2. 1 hdc) in next ch-2 sp. 1 hdc in each st to last hdc. 2 hdc in last hdc. Turn.





8th row: Ch 3 (counts as dc). 1 dc in first hdc. Ch 1. *1 dc in next hdc. Ch 1. Skip next st*. Rep from * to * to last dc before ch-2 sp. 1 dc in next hdc. Ch 1. (1 dc. Ch 2. 1 dc) in next ch-2 sp. Ch 1. Rep from * to * last 2 hdc. 1 dc in next hdc. Ch 1. 2 dc in last hdc. Turn.

Rep 5th to 8th rows until Shawl from beg ch measures approx 30" [76 cm], ending on 6th row. Fasten off.

Tassel: (make 3). Cut a piece of cardboard 6" [15 cm] wide. Wind yarn around cardboard 20 times. Break yarn leaving a long end and thread end through needle. Slip needle through all loops and tie tightly. Remove cardboard and wind yarn tightly around loops 1" [2.5 cm] below fold. Fasten securely. Cut through rem loops and trim ends evenly. Sew Tassels to each point of Shawl.



STITCH KEY

-  = chain (ch)
-  = half double crochet (hdc)
-  = double crochet (dc)
-  = front post half double crochet (hdcfp)

