



CROCHET | SKILL LEVEL: **INTERMEDIATE**

ABBREVIATIONS

Approx = Approximately

Beg = Begin(ning)

Bobble = [(Yoh and draw up a loop) 3 times. Yoh and draw through 6 loops on hook] all in next stitch. Yoh and draw through rem 2 loops on hook.

Bobble Cluster = (Bobble. Ch 2. Bobble) all in next st.

Ch = Chain(s)

Dcbp = Yoh and draw up a loop around post of next stitch at back of work, inserting hook from right to left. (Yoh and draw through 2 loops on hook) twice.

Dcfp = Yoh and draw up a loop around post of next stitch at front of work, inserting hook from right to left. (Yoh and draw through 2 loops on hook) twice.

Hdc = Half double crochet

Pat = Pattern

Rep = Repeat

RS = Right side

Sc = Single crochet

Sp(s) = Space(s)

St(s) = Stitch(es)

WS = Wrong side

Yoh = Yarn over hook

MEASUREMENTS

Approx 28" x 34" [71 x 86.5 cm]

GAUGE

13 sc and 14 rows = 4" [10 cm]

INSTRUCTIONS

Note: Ch 2 at beg of row **does not** count as st.

Ch 98. See diagram on page 3.

Foundation row: (WS). 1 hdc in 3rd ch from hook and each ch to end of chain. Turn. 96 hdc.

1st row: (RS). Ch 2. 1 hdc in each of first 4 hdc. *1 dcfp around each of next 3 hdc. Ch 2. 1 sc between next 2 hdc. Ch 2. Skip these 2 hdc. 1 dcfp around each of next 3 hdc. Ch 2. Skip next 2 hdc. Rep from *, ending with 1 dcfp around each of next 3 hdc. Ch 2. 1 sc between next 2 hdc. Ch 2. Skip these 2 hdc.



MATERIALS

Bernat® Baby Velvet™ (10.5 oz/300 g; 492 yds/450 m)

Misty Grey (86016)

3 balls

Size U.S. H/8 (5 mm) crochet hook **or size needed to obtain gauge.**

1 dcfp around each of next 3 hdc. 1 hdc in each of last 4 hdc. Turn.

2nd row: Ch 2. 1 hdc in each of first 4 hdc. *1 dcbp around each of next 3 sts. Ch 1. Skip next ch-2 sp. Bobble Cluster in next sc. Ch 1. Skip next ch-2 sp. 1 dcbp around each of next 3 sts. Skip next ch-2 sp. Rep from *, ending with 1 dcbp around each of next 3 sts. Ch 1. Skip next ch-2 sp. Bobble Cluster in next sc. Ch 1. Skip next ch-2 sp. 1 dcbp around each of next 3 sts. 1 hdc in each of last 4 hdc. Turn.

3rd row: Ch 2. 1 hdc in each of first 4 hdc. *1 dcfp around each of next 3 sts. Ch 1. Bobble Cluster in next ch-2 sp. Ch 1. 1 dcfp around each of next 3 sts. Rep from * to last 4 hdc. 1 hdc in each of last 4 hdc. Turn.

4th row: Ch 2. 1 hdc in each of first 4 hdc. *1 dcbp around each of next 3 sts. Ch 1. Bobble Cluster in next ch-2 sp. Ch 1. 1 dcbp around each of next 3 sts. Rep from * to last 4 hdc. 1 hdc in each of last 4 hdc. Turn.

5th and 6th rows: As 3rd and 4th rows.

7th row: As 3rd row.

8th row: Ch 2. 1 hdc in each of first 4 hdc. *Ch 2. 1 dcbp around each of next 3 sts. Ch 2. 1 sc in next ch-2 sp. Ch 2. 1 dcbp around each of next 3 sts. Rep from * to last 4 hdc. Ch 2. 1 hdc in each of last 4 hdc. Turn.

9th row: Ch 2. 1 hdc in each of first 4 hdc. Ch 1. 1 sc in next ch-2 sp. Ch 2. *1 dcfp around each of next 3 sts. Ch 2. Skip next (ch-2 sp, 1 sc, ch-2 sp). 1 dcfp around each of next 3 sts. Ch 2. 1 sc in next ch-2 sp. Rep from *, ending with 1 dcfp around each of next 3 sts. Ch 2. Skip next (ch-2 sp, 1 sc, ch-2 sp). 1 dcfp around each of next 3 sts. Ch 2. 1 sc in next ch-2 sp. Ch 1. 1 hdc in each of last 4 hdc. Turn.

10th row: Ch 2. 1 hdc in each of first 4 hdc. Bobble in next sc. *Ch 1. 1 dcbp around each of next 3 sts. Skip next ch-2 sp. 1 dcbp around each of next 3 sts. Ch 1. Bobble Cluster in next sc. Rep from *, ending with Bobble in next sc. 1 hdc in each of last 4 hdc. Turn.

11th row: Ch 2. 1 hdc in each of first 4 hdc. Bobble in next bobble. *Ch 1. 1 dcfp around each of next 6 sts. Ch 1. Bobble Cluster in next sc. Rep from *, ending with Bobble in next Bobble. 1 hdc in each of last 4 hdc. Turn.

12th row: Ch 2. 1 hdc in each of first 4 hdc. Bobble in Bobble. *Ch 1. 1 dcbp around each of next 6 sts. Ch 1. Bobble Cluster in next sc. Rep from *, ending with Bobble in next Bobble. 1 hdc in each of last 4 hdc. Turn.

13th and 14th rows: As 11th and 12th rows.

15th row: As 11th row.

16th row: Ch 2. 1 hdc in each of first 4 hdc. Ch 1. 1 sc in next Bobble. *Ch 2. 1 dcbp around each of next 3 sts. Ch 2. 1 dcbp around each of next 3 sts. Ch 2. 1 sc in next ch-2 sp. Rep from *, ending with 1 sc in next bobble. Ch 1. 1 hdc in each of last 4 hdc. Turn.

17th row: Ch 2. 1 hdc in each of first 4 hdc. Ch 2. Skip next (ch-1 sp, 1 sc, ch-2 sp). * 1 dcfp around each of next 3 sts. Ch 2. 1 sc in next ch-2 sp. Ch 2. 1 dcfp around each of next 3 sts. Ch 2. Skip next (ch-2 sp, 1 sc, ch-2 sp). Rep from *, ending with: Skip next (ch-2 sp, 1 sc ch-1 sp). 1 hdc in each of last 4 hdc. Turn.

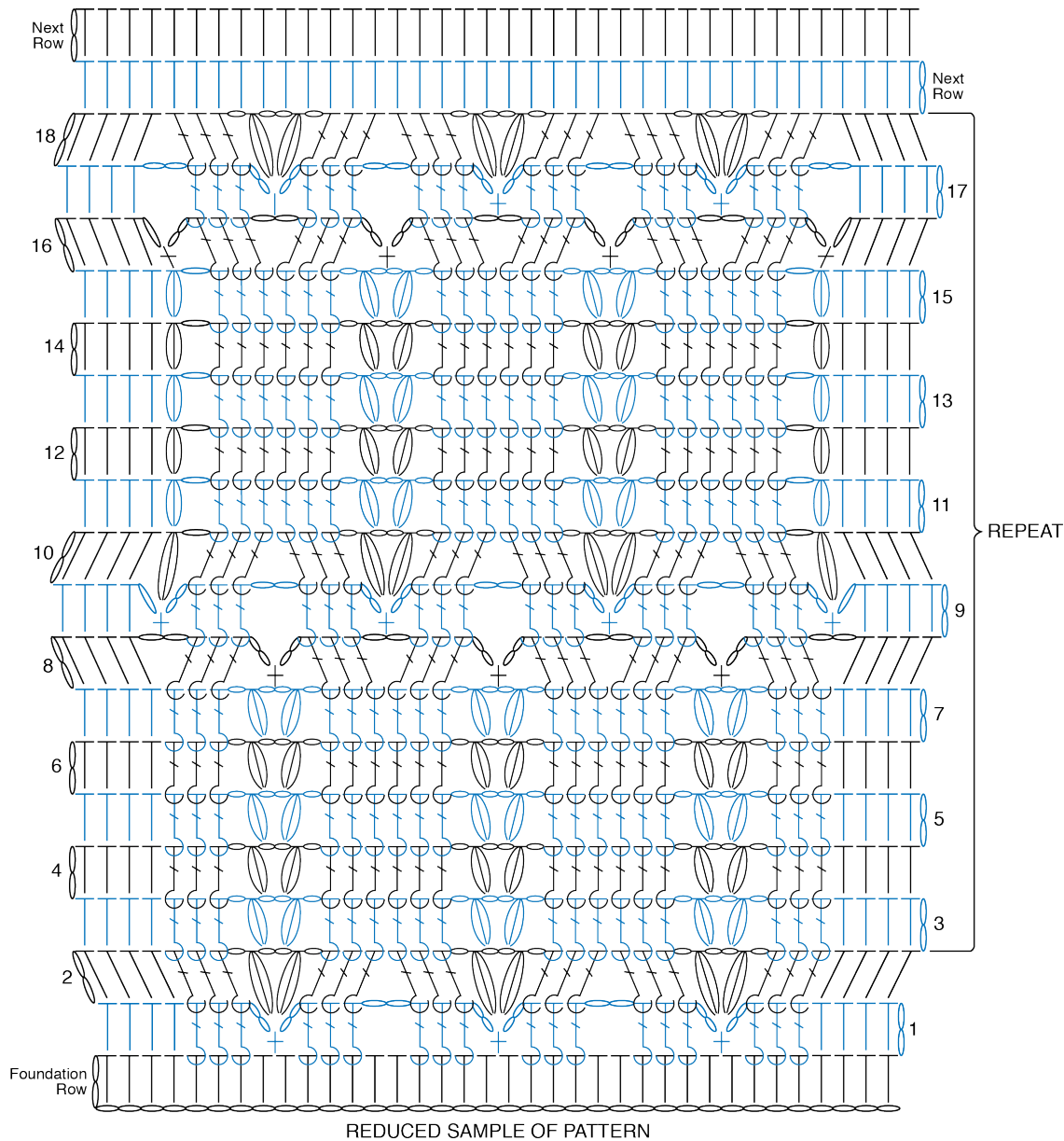
18th row: Ch 2. 1 hdc in each of first 4 hdc. Skip next ch-2 sp. *1 dcbp around each of next 3 sts. Ch 1. Skip next ch-2 sp. Bobble Cluster in next sc. Ch 1. Skip next

ch-2 sp. 1 dcbp around each of next 3 sts. Skip next ch-2 sp. Rep from * to last 4 sts. 1 hdc in each of last 4 hdc. Turn.



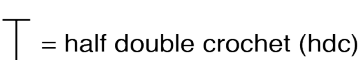
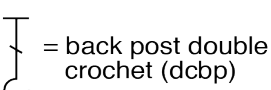
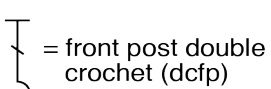
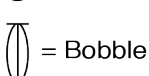
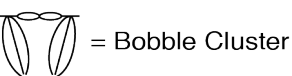
Rep 3rd to 18th rows for pat until work from beg measures approx 33" [84.5 cm], ending on 8th row.

Next row: (RS). 1 hdc in each of next 4 hdc. *2 hdc in next ch-2 sp. 1 hdc in each of next 3 dcbp. Skip next ch-2 sp. 2 dc in next sc. Skip next ch-2 sp. 1 hdc in each of next 3 dcbp. Rep from *, ending with 2 hdc in next ch-2 sp. 1 hdc in each of last 4 hdc. Turn.

Next row: Ch 2. 1 hdc in each hdc to end of row. Fasten off.



STITCH KEY

-  = chain (ch)
-  = single crochet (sc)
-  = half double crochet (hdc)
-  = back post double crochet (dcbp)
-  = front post double crochet (dcfp)
-  = Bobble
-  = Bobble Cluster