




MEASUREMENT

Approx 50" [127 cm] diameter.

MATERIALS

Bernat® Happy Holidays™ (100 g/3.5 oz; 219 m/240 yds)



Glittery Green (31711)

3 balls

Size 5 mm (U.S. H/8) crochet hook **or size needed to obtain gauge.**

GAUGE

13 sc and 14 rows = 4" [10 cm].

ABBREVIATIONS

www.bernat.com/abbreviations

Approx = Approximately

Beg = Beginning

Ch = Chain(s)

Dc = Double crochet

Rem = Remaining

Rep = Repeat

RS = Right side

Sc = Single crochet

Sl st = Slip stitch

Sp(s) = Space(s)

St(s) = Stitch(es)

Tr = Treble crochet

Tr2tog = [(Yoh) twice and draw up a loop in next stitch. (Yoh and draw through 2 loops on hook) twice] twice. Yoh and draw through all loops on hook.

WS = Wrong side

Yoh = Yarn over hook

INSTRUCTIONS

Notes

- Ch 3 at beg of row counts as dc.
- Ch 4 at beg of row counts as tr.

Ch 114. (See chart on page 2).

1st row: (WS). (3 dc. Ch 3. 4 dc) in 4th ch from hook – counts as beg shell. *Miss next 9 ch. Ch 3. (4 dc. Ch 3. 4 dc) in next ch – shell made. Rep from * to end of chain. Turn.

First Motif: 1st row: (RS). Sl st in each of first 4 dc and ch-3 sp. Ch 3 (counts as dc). 2 dc in same sp as last sl st. **Turn.** Leave rem sts unworked.

2nd row: Ch 4. 2 dc in first dc. 1 dc in next dc. (2 dc. 1 tr) in last dc. Turn.

3rd and 4th rows: Ch 4. 2 dc in first tr. 1 dc in each dc to last tr. (2 dc. 1 tr) in last tr. Turn.

5th row: Sl st in each of first 6 sts. Ch 4. 2 dc in same sp as last sl st. 1 dc in each dc to last 6 sts. (2 dc. 1 tr) in next dc. **Turn.** Leave rem 5 sts unworked.

6th to 8th rows: As 3rd row 3 times.

9th row: As 5th row.

10th to 12th rows: As 3rd row 3 times.

13th row: As 5th row.

14th to 16th rows: As 3rd row 3 times.

17th row: Sl st in each of first 15 sts. Ch 4. 1 dc in same sp as last sl st. 1 dc in each of next 3 dc. (1 dc. 1 tr) in next dc. Fasten off. Leave rem 14 sts unworked.

Second to Eleventh Motifs: 1st row: (RS). Join yarn with sl st to ch-3 sp of next shell on left side of previous Motif. Ch 3. 2 dc in same sp as last sl st. Turn.

2nd row: Ch 4. 2 dc in first dc. 1 dc in next dc. (2 dc. 1 tr) in last dc. Turn.

3rd row: Ch 4. 2 dc in first tr. 1 dc in each dc to last tr. (2 dc. 1 tr) in last st. Turn.

4th row: Ch 4. 2 dc in first tr. 1 dc in each dc to last tr. (2 dc. 1 tr) in last st. Sl st in top of corresponding ch-4 of previous Motif. Turn.

5th row: Sl st in each of first 6 sts. Ch 4. 2 dc in same sp as last sl st. 1 dc in each dc to last 6 sts. (2 dc. 1 tr) in next dc. **Turn.** Leave rem 5 sts unworked.

6th and 7th rows: As 3rd row twice.

8th and 9th rows: As 4th and 5th rows.

10th and 11th rows: As 3rd row twice.

12th and 13th rows: As 4th and 5th rows.

14th and 15th rows: As 3rd row twice.

16th row: As 4th row.

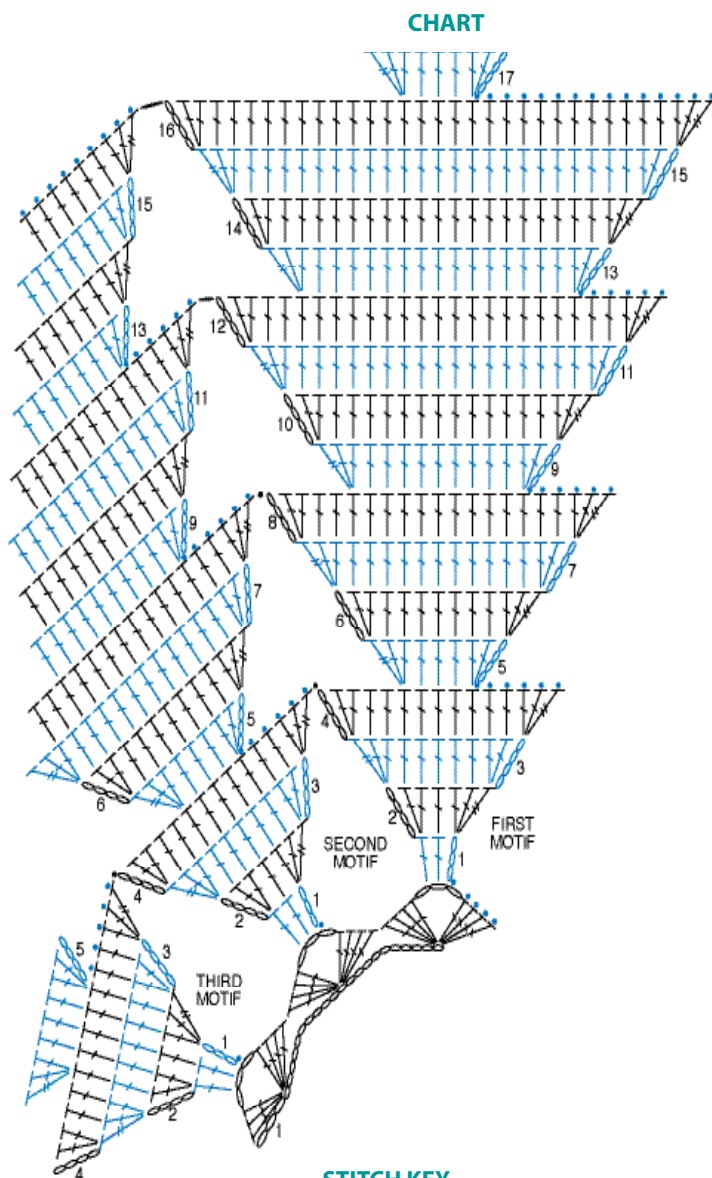
17th row: Sl st in each of first 15 sts. Ch 3. 1 dc in same sp as last sl st. 1 dc in each of next 3 dc. (1 dc. 1 tr) in next dc. Fasten off. Leave rem 14 sts unworked.

Border: 1st row: (RS). Join yarn with sl st to first dc of 16th row of Eleventh Motif. Ch 10 (counts as dc and ch 7). Miss next 6 dc. 1 dc in next dc. *Ch 7. Miss next 6 dc. 1 sc in first tr of 17th row. Ch 3. Miss next 2 dc. 2 dc in next dc. Ch 3. Miss next 2 dc. 1 sc in last tr of 17th row. Ch 7. Miss next 6 dc of 16th row. 1 dc in next dc. Ch 7. Miss next 7 sts.** 2 dc in next joining sl st. Ch 7. Miss next 7 sts. 1 dc in next dc of 16th row of next Motif. Rep from * 10 times more, then from * to ** once. 1 dc in last dc of 16th row. Turn.





2nd row: Ch 3 (counts as dc). 1 dc in first dc. *Ch 3. 3 dc in next ch-7 sp. Ch 6. 3 dc in next ch-7 sp.** (Ch 3. 2 dc in next dc) twice. Rep from * 10 times more, then from * to ** once. Ch 3. 2 dc in 3rd ch of ch 10. Turn.

3rd row: Ch 3 (counts as dc). 1 dc in next dc. *Ch 6. 3 dc in next ch-6 sp. Ch 6.** Miss next (3 dc, ch-3 sp, 2 dc). (3 dc. ch 3. 3 dc) in next ch-3 sp. Rep from * 10 times more, then from * to ** once. 1 dc in each of last 2 dc. Turn.

4th row: Ch 3 (counts as dc). 1 dc in next dc. *Ch 7. Tr2tog. Ch 7.** Miss next 3 dc. (3 dc. Ch 3. Sl st to top of last dc – picot made. 3 dc) in next ch-3 sp. Rep from * 10 times more, then from * to ** once. 1 dc in each of last 2 dc. Fasten off.



STITCH KEY

-  = chain (ch)
-  = slip st (sl st)
-  = double crochet (dc)
-  = treble crochet (tr)